

# Feed Our Future Farm to School Local Purchasing Report

2024-2025 School Year



Feed Our Future is a cross-sector collaboration of organizations and individuals that work together to ensure that ALL children, regardless of their school district, have access to fresh, healthy, and when available local foods. A critical component to this work is making it as easy as possible for school districts to buy local foods within federal procurement policies and procedures.

Since 2015, Feed Our Future and Ohio Schools Council have innovated a farm to school bid that supports local food procurement by school districts across Northeast Ohio. The bid focuses on fruits, vegetables, and value added products with local ingredients, and provides the infrastructure and opportunity needed by school districts to buy local foods.

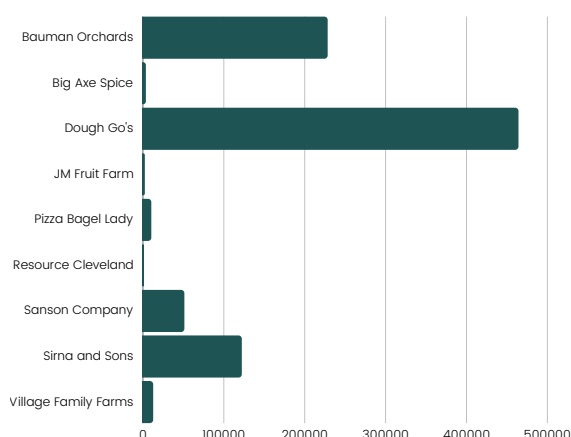
Total Spend:

**\$900,204.74**

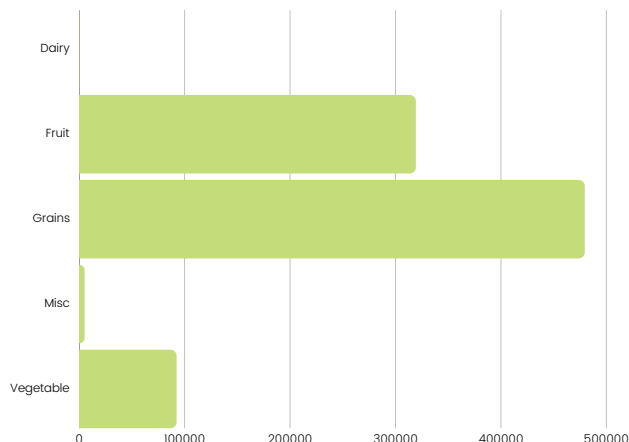
**71**

School Districts in Northeast  
Ohio purchasing local foods

Local Food Sales by Vendor:



Spending by Meal Component:



**OHIO SCHOOLS COUNCIL**  
*Saving Schools Dollars...*

DISCLAIMER COPY: THIS DATA REPRESENTS ONLY LOCAL PURCHASING THROUGH THE OHIO SCHOOLS COUNCIL BID.

\*DAIRY = INCLUDES CHEESE AND YOGURT. DOES NOT INCLUDE FLUID MILK.

\*MISC. = INCLUDES ITEMS SUCH AS CIDER, HONEY, AND MAPLE SYRUP.

# Feed Our Future Northeast Ohio Purchasing Trends



## GROWTH FROM THE 2023-2024 SCHOOL YEAR

**19%**

**increase** in the number of school districts that purchased local foods.

**18**

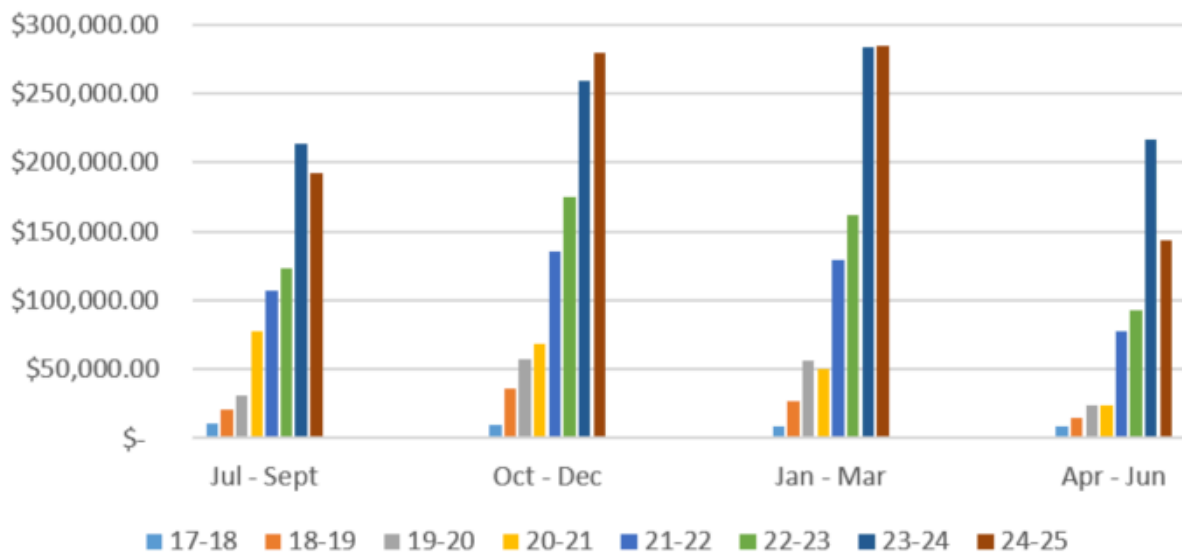
**small and/or medium sized** producers entered the school supply chain for the first time.

**59%**

Of sales were to producers designated as either Minority-Owned, LGBT-Owned, Small Business Enterprise, Veteran-Owned, or Woman-Owned

Feed Our Future and Ohio Schools Council have partnered on the farm to school bid since the 2017-2018 school year, with just over **\$3.4 million** spent on locally and regionally produced foods.

### Spending by Year



**OHIO SCHOOLS COUNCIL**  
Saving Schools Dollars...

DISCLAIMER COPY: THIS DATA REPRESENTS ONLY LOCAL PURCHASING THROUGH THE OHIO SCHOOLS COUNCIL BID.

\*DAIRY = INCLUDES CHEESE AND YOGURT. DOES NOT INCLUDE FLUID MILK.

\*MISC. = INCLUDES ITEMS SUCH AS CIDER, HONEY, AND MAPLE SYRUP.



# Feed Our Future

## Purchasing Report & Metrics

Akron Public Schools

2024-2025 School Year



Annual Spend

**\$83,160.00**

### Farm & Local Partners

- Bauman Orchards
- Dough Gos

### Spend by Category

Fruit **\$35,040.00**

Veggie **\$0.00**

Dairy **\$0.00**

Grains **\$48,120.00**

Meat/  
Meat Alternatives **\$0.00**

Misc. **\$0.00**

### Top 3 Local Purchases

Whole Grain  
Cookies

Apples

Breakfast  
Bars

Average  
Food Miles

**23**

Total  
Pounds of  
Local Food

**70,336**



**OHIO SCHOOLS COUNCIL**  
*Saving Schools Dollars...*

DISCLAIMER COPY: THIS DATA REPRESENTS ONLY LOCAL PURCHASING THROUGH THE OHIO SCHOOLS COUNCIL BID.

\*DAIRY = INCLUDES CHEESE AND YOGURT. DOES NOT INCLUDE FLUID MILK.

\*MISC. = INCLUDES ITEMS SUCH AS CIDER, HONEY, AND MAPLE SYRUP.

# Feed Our Future

## Purchasing Report & Metrics

Arcadia Local Schools  
2024-2025 School Year



Annual Spend

**\$52.00**

### Farm & Local Partners

- Big Axe Spice

### Spend by Category

Fruit \$0.00

Veggie \$0.00

Dairy \$0.00

Grains \$0.00

Meat/  
Meat Alternatives \$0.00

Misc. \$52.00

### Top Local Purchase

Spices

### Average Food Miles

125

### Total Pounds of Local Food

8



**OHIO SCHOOLS COUNCIL**  
*Saving Schools Dollars...*

DISCLAIMER COPY: THIS DATA REPRESENTS ONLY LOCAL PURCHASING THROUGH THE OHIO SCHOOLS COUNCIL BID.

\*DAIRY = INCLUDES CHEESE AND YOGURT. DOES NOT INCLUDE FLUID MILK.

\*MISC. = INCLUDES ITEMS SUCH AS CIDER, HONEY, AND MAPLE SYRUP.

# Feed Our Future

## Purchasing Report & Metrics

Arlington Local School District

2024-2025 School Year



Annual Spend

**\$78.30**

### Farm & Local Partners

- Big Axe Spice

### Spend by Category

Fruit \$0.00

Veggie \$0.00

Dairy \$0.00

Grains \$0.00

Meat/  
Meat Alternatives \$0.00

Misc. \$78.30

### Top Local Purchase

Spices

### Average Food Miles

111

### Total Pounds of Local Food

8



**OHIO SCHOOLS COUNCIL**  
*Saving Schools Dollars...*

DISCLAIMER COPY: THIS DATA REPRESENTS ONLY LOCAL PURCHASING THROUGH THE OHIO SCHOOLS COUNCIL BID.

\*DAIRY = INCLUDES CHEESE AND YOGURT. DOES NOT INCLUDE FLUID MILK.

\*MISC. = INCLUDES ITEMS SUCH AS CIDER, HONEY, AND MAPLE SYRUP.

# Feed Our Future

## Purchasing Report & Metrics

Avon Lake City Schools

2024-2025 School Year



Annual Spend

**\$7,557.35**

### Farm & Local Partners

- Dough Gos

### Spend by Category

Fruit \$0.00

Veggie \$0.00

Dairy \$0.00

Grains \$7,547.85

Meat/  
Meat Alternatives \$0.00

Misc. \$9.50

### Top Local Purchase

Whole Grain  
Cookies

### Average Food Miles

80

### Total Pounds of Local Food

2,370



**OHIO SCHOOLS COUNCIL**  
*Saving Schools Dollars...*

DISCLAIMER COPY: THIS DATA REPRESENTS ONLY LOCAL PURCHASING THROUGH THE OHIO SCHOOLS COUNCIL BID.

\*DAIRY = INCLUDES CHEESE AND YOGURT. DOES NOT INCLUDE FLUID MILK.

\*MISC. = INCLUDES ITEMS SUCH AS CIDER, HONEY, AND MAPLE SYRUP.

# Feed Our Future

## Purchasing Report & Metrics

Bay Village City School District

2024-2025 School Year



Annual Spend

\$98.00

### Farm & Local Partners

- Big Axe Spice

### Spend by Category

Fruit \$0.00

Veggie \$0.00

Dairy \$0.00

Grains \$0.00

Meat/  
Meat Alternatives \$0.00

Misc. \$98.00

### Top Local Purchase

Spices

### Average Food Miles

220

### Total Pounds of Local Food

11



**OHIO SCHOOLS COUNCIL**  
*Saving Schools Dollars...*

DISCLAIMER COPY: THIS DATA REPRESENTS ONLY LOCAL PURCHASING THROUGH THE OHIO SCHOOLS COUNCIL BID.

\*DAIRY = INCLUDES CHEESE AND YOGURT. DOES NOT INCLUDE FLUID MILK.

\*MISC. = INCLUDES ITEMS SUCH AS CIDER, HONEY, AND MAPLE SYRUP.



# Feed Our Future

## Purchasing Report & Metrics

Bedford City School District

2024-2025 School Year



### Annual Spend

**\$8,530.16**

### Farm & Local Partners

- Bauman Orchards
- Big Axe Spice
- Fruit Growers Marketing Association
- Great Lakes Growers
- Holthouse Farms of Ohio, Inc.
- The Pizza Bagel lady
- Tyler's Farm

### Spend by Category

Fruit	\$3,625.80
Veggie	\$2,396.36
Dairy	\$0.00
Grains	\$2,040.00
Meat/ Meat Alternatives	\$0.00
Misc.	\$468.00

### Top 3 Local Purchases

Apples

Lettuce

Pizza  
Bagels

### Average Food Miles

75

### Total Pounds of Local Food

4,950



**OHIO SCHOOLS COUNCIL**  
*Saving Schools Dollars...*

DISCLAIMER COPY: THIS DATA REPRESENTS ONLY LOCAL PURCHASING THROUGH THE OHIO SCHOOLS COUNCIL BID.

\*DAIRY = INCLUDES CHEESE AND YOGURT. DOES NOT INCLUDE FLUID MILK.

\*MISC. = INCLUDES ITEMS SUCH AS CIDER, HONEY, AND MAPLE SYRUP.

# Feed Our Future

## Purchasing Report & Metrics

Bellevue City Schools

2024-2025 School Year



Annual Spend

**\$676.00**

### Farm & Local Partners

- J & M Fruit Farm

### Spend by Category

Fruit **\$676.00**

Veggie **\$0.00**

Dairy **\$0.00**

Grains **\$0.00**

Meat/  
Meat Alternatives **\$0.00**

Misc. **\$0.00**

### Top 2 Local Purchases

Apples

Peaches

Average  
Food Miles

**8**

Total  
Pounds of  
Local Food

**880**



**OHIO SCHOOLS COUNCIL**  
*Saving Schools Dollars...*

DISCLAIMER COPY: THIS DATA REPRESENTS ONLY LOCAL PURCHASING THROUGH THE OHIO SCHOOLS COUNCIL BID.

\*DAIRY = INCLUDES CHEESE AND YOGURT. DOES NOT INCLUDE FLUID MILK.

\*MISC. = INCLUDES ITEMS SUCH AS CIDER, HONEY, AND MAPLE SYRUP.

# Feed Our Future

## Purchasing Report & Metrics

Benedictine High School

2024-2025 School Year



**Annual Spend**

**\$973.39**

### Farm & Local Partners

- Bauman Orchards
- Dough Gos
- Fruit Growers Marketing Association
- Holthouse Farms of Ohio, Inc
- Shagbark Seed & Mill

### Spend by Category

Fruit	\$353.02
Veggie	\$58.28
Dairy	\$0.00
Grains	\$562.09
Meat/ Meat Alternatives	\$0.00
Misc.	\$0.00

### Top 3 Local Purchases

Apples

Tortilla  
Chips

Whole Grain  
Cookies

**Average  
Food Miles**

**101**

**Total  
Pounds of  
Local Food**

**543**



**OHIO SCHOOLS COUNCIL**  
*Saving Schools Dollars...*

DISCLAIMER COPY: THIS DATA REPRESENTS ONLY LOCAL PURCHASING THROUGH THE OHIO SCHOOLS COUNCIL BID.

\*DAIRY = INCLUDES CHEESE AND YOGURT. DOES NOT INCLUDE FLUID MILK.

\*MISC. = INCLUDES ITEMS SUCH AS CIDER, HONEY, AND MAPLE SYRUP.

# Feed Our Future

## Purchasing Report & Metrics

Black River Local Schools

2024-2025 School Year



Annual Spend

**\$107.16**

### Farm & Local Partners

- Bauman Orchards
- Holthouse Farms of Ohio, Inc

### Spend by Category

Fruit \$65.82

Veggie \$41.34

Dairy \$0.00

Grains \$0.00

Meat/  
Meat Alternatives \$0.00

Misc. \$0.00

### Top 2 Local Purchases

Apples

Cucumbers

### Average Food Miles

28

### Total Pounds of Local Food

78



**OHIO SCHOOLS COUNCIL**  
*Saving Schools Dollars...*

DISCLAIMER COPY: THIS DATA REPRESENTS ONLY LOCAL PURCHASING THROUGH THE OHIO SCHOOLS COUNCIL BID.

\*DAIRY = INCLUDES CHEESE AND YOGURT. DOES NOT INCLUDE FLUID MILK.

\*MISC. = INCLUDES ITEMS SUCH AS CIDER, HONEY, AND MAPLE SYRUP.

# Feed Our Future

## Purchasing Report & Metrics

Brecksville-Broadview Heights City School District  
2024-2025 School Year



### Annual Spend

**\$19,901.67**

### Farm & Local Partners

- Bauman Orchards
- Dough Gos
- Fruit Growers Marketing Association
- Great Lakes Cheese of Ohio
- Great Lakes Green Houses, Inc
- Holthouse Farms of Ohio, Inc.
- Original Amish Bakery
- Stein's Honey
- Western Reserve Foods, LLC.

### Spend by Category

Fruit	\$3,603.93
Veggie	\$837.86
Dairy	\$118.06
Grains	\$15,119.93
Meat/ Meat Alternatives	\$0.00
Misc.	\$221.89

### Top 3 Local Purchases

Whole Grain  
Cookies

Pizza Dough

Apples

### Average Food Miles

70

### Total Pounds of Local Food

12,048



**OHIO SCHOOLS COUNCIL**  
*Saving Schools Dollars...*

DISCLAIMER COPY: THIS DATA REPRESENTS ONLY LOCAL PURCHASING THROUGH THE OHIO SCHOOLS COUNCIL BID.

\*DAIRY = INCLUDES CHEESE AND YOGURT. DOES NOT INCLUDE FLUID MILK.

\*MISC. = INCLUDES ITEMS SUCH AS CIDER, HONEY, AND MAPLE SYRUP.



# Feed Our Future

## Purchasing Report & Metrics

Buckeye Local Schools  
2024-2025 School Year



Annual Spend

**\$1,454.40**

### Farm & Local Partners

- Dough Gos

### Spend by Category

Fruit \$0.00

Veggie \$0.00

Dairy \$0.00

Grains \$1,454.40

Meat/  
Meat Alternatives \$0.00

Misc. \$0.00

### Top 2 Local Purchases

Pizza Dough

Whole Grain  
Cookie

Average  
Food Miles

49

Total  
Pounds of  
Local Food

1,236



**OHIO SCHOOLS COUNCIL**  
*Saving Schools Dollars...*

DISCLAIMER COPY: THIS DATA REPRESENTS ONLY LOCAL PURCHASING THROUGH THE OHIO SCHOOLS COUNCIL BID.

\*DAIRY = INCLUDES CHEESE AND YOGURT. DOES NOT INCLUDE FLUID MILK.

\*MISC. = INCLUDES ITEMS SUCH AS CIDER, HONEY, AND MAPLE SYRUP.

# Feed Our Future

## Purchasing Report & Metrics

Canfield Local Schools

2024-2025 School Year



Annual Spend

**\$530.37**

### Farm & Local Partners

- Fruit Growers Marketing Association

### Spend by Category

Fruit **\$530.37**

Veggie **\$0.00**

Dairy **\$0.00**

Grains **\$0.00**

Meat/  
Meat Alternatives **\$0.00**

Misc. **\$0.00**

### Top Local Purchase

Apples

### Average Food Miles

**87**

### Total Pounds of Local Food

**195**



**OHIO SCHOOLS COUNCIL**  
*Saving Schools Dollars...*

DISCLAIMER COPY: THIS DATA REPRESENTS ONLY LOCAL PURCHASING THROUGH THE OHIO SCHOOLS COUNCIL BID.

\*DAIRY = INCLUDES CHEESE AND YOGURT. DOES NOT INCLUDE FLUID MILK.

\*MISC. = INCLUDES ITEMS SUCH AS CIDER, HONEY, AND MAPLE SYRUP.

# Feed Our Future

## Purchasing Report & Metrics

Canton City Schools  
2024-2025 School Year



Annual Spend

**\$35,205.00**

### Farm & Local Partners

- Dough Gos

### Spend by Category

Fruit \$0.00

Veggie \$0.00

Dairy \$0.00

Grains \$35,080.00

Meat/  
Meat Alternatives \$0.00

Misc. \$125.00

### Top 3 Local Purchases

Pizza Dough

Whole Grain  
Cookies

Breakfast  
Bars

### Average Food Miles

4

### Total Pounds of Local Food

20,723



**OHIO SCHOOLS COUNCIL**  
*Saving Schools Dollars...*

DISCLAIMER COPY: THIS DATA REPRESENTS ONLY LOCAL PURCHASING THROUGH THE OHIO SCHOOLS COUNCIL BID.

\*DAIRY = INCLUDES CHEESE AND YOGURT. DOES NOT INCLUDE FLUID MILK.

\*MISC. = INCLUDES ITEMS SUCH AS CIDER, HONEY, AND MAPLE SYRUP.

# Feed Our Future

## Purchasing Report & Metrics

Cleveland Metropolitan School District

2024-2025 School Year



### Annual Spend

**\$279,561.09**

### Farm & Local Partners

- Bauman Orchards
- Cabbage Inc.
- Dough Gos
- Fresh Local Produce of Ohio
- Ohio City Farm
- Village Family Farms

### Spend by Category

Fruit	\$191,382.00
Veggie	\$6,092.50
Dairy	\$0.00
Grains	\$82,086.59
Meat/ Meat Alternatives	\$0.00
Misc.	\$0.00

### Top 3 Local Purchases

Apples

Whole Grain  
Cookies

Breakfast  
Bars

### Average Food Miles

32

### Total Pounds of Local Food

391,131



**OHIO SCHOOLS COUNCIL**  
*Saving Schools Dollars...*

DISCLAIMER COPY: THIS DATA REPRESENTS ONLY LOCAL PURCHASING THROUGH THE OHIO SCHOOLS COUNCIL BID.

\*DAIRY = INCLUDES CHEESE AND YOGURT. DOES NOT INCLUDE FLUID MILK.

\*MISC. = INCLUDES ITEMS SUCH AS CIDER, HONEY, AND MAPLE SYRUP.

# Feed Our Future

## Purchasing Report & Metrics

Cloverleaf Local Schools

2024-2025 School Year



Annual Spend

**\$6,544.84**

### Farm & Local Partners

- Bauman Orchards, Inc
- Dough Gos
- Fruit Growers Marketing Association

### Spend by Category

Fruit	\$3,853.54
Veggie	\$0.00
Dairy	\$0.00
Grains	\$2,665.80
Meat/ Meat Alternatives	\$0.00
Misc.	\$25.50

### Top 2 Local Purchases

Apples

Whole Grain  
Cookies

Average  
Food Miles

48

Total  
Pounds of  
Local Food

4,743



**OHIO SCHOOLS COUNCIL**  
*Saving Schools Dollars...*

DISCLAIMER COPY: THIS DATA REPRESENTS ONLY LOCAL PURCHASING THROUGH THE OHIO SCHOOLS COUNCIL BID.

\*DAIRY = INCLUDES CHEESE AND YOGURT. DOES NOT INCLUDE FLUID MILK.

\*MISC. = INCLUDES ITEMS SUCH AS CIDER, HONEY, AND MAPLE SYRUP.



# Feed Our Future

## Purchasing Report & Metrics

Clyde-Green Spring Schools

2024-2025 School Year



Annual Spend

**\$675.00**

### Farm & Local Partners

- J & M Fruit Farm

### Spend by Category

Fruit	\$675.00
Veggie	\$0.00
Dairy	\$0.00
Grains	\$0.00
Meat/ Meat Alternatives	\$0.00
Misc.	\$0.00

### Top Local Purchase

Apples

### Average Food Miles

3

### Total Pounds of Local Food

1,000



**OHIO SCHOOLS COUNCIL**  
*Saving Schools Dollars...*

DISCLAIMER COPY: THIS DATA REPRESENTS ONLY LOCAL PURCHASING THROUGH THE OHIO SCHOOLS COUNCIL BID.

\*DAIRY = INCLUDES CHEESE AND YOGURT. DOES NOT INCLUDE FLUID MILK.

\*MISC. = INCLUDES ITEMS SUCH AS CIDER, HONEY, AND MAPLE SYRUP.

# Feed Our Future

## Purchasing Report & Metrics

Copley-Fairlawn City Schools

2024-2025 School Year



Annual Spend

**\$2,279.70**

### Farm & Local Partners

- Dough Gos

### Spend by Category

Fruit \$0.00

Veggie \$0.00

Dairy \$0.00

Grains \$2,279.70

Meat/  
Meat Alternatives \$0.00

Misc. \$0.00

### Top 2 Local Purchases

Whole Grain  
Cookies

Pizza Dough

### Average Food Miles

32

### Total Pounds of Local Food

872



**OHIO SCHOOLS COUNCIL**  
*Saving Schools Dollars...*

DISCLAIMER COPY: THIS DATA REPRESENTS ONLY LOCAL PURCHASING THROUGH THE OHIO SCHOOLS COUNCIL BID.

\*DAIRY = INCLUDES CHEESE AND YOGURT. DOES NOT INCLUDE FLUID MILK.

\*MISC. = INCLUDES ITEMS SUCH AS CIDER, HONEY, AND MAPLE SYRUP.

# Feed Our Future

## Purchasing Report & Metrics

Cuyahoga Falls Schools

2024-2025 School Year



### Annual Spend

**\$39,706.80**

### Farm & Local Partners

- Bauman Orchards
- Big Axe Spice
- Fresh 'N Crisp Farms, LLC.
- Fruit Growers Marketing Association
- Holthouse Farms of Ohio, Inc.
- Tyler's Farm

### Spend by Category

Fruit	\$9,814.27
Veggie	\$29,857.53
Dairy	\$0.00
Grains	\$0.00
Meat/ Meat Alternatives	\$0.00
Misc.	\$35.00

### Top 3 Local Purchases

Lettuce

Apples

Cucumbers

### Average Food Miles

74

### Total Pounds of Local Food

22,759



**OHIO SCHOOLS COUNCIL**  
*Saving Schools Dollars...*

DISCLAIMER COPY: THIS DATA REPRESENTS ONLY LOCAL PURCHASING THROUGH THE OHIO SCHOOLS COUNCIL BID.

\*DAIRY = INCLUDES CHEESE AND YOGURT. DOES NOT INCLUDE FLUID MILK.

\*MISC. = INCLUDES ITEMS SUCH AS CIDER, HONEY, AND MAPLE SYRUP.

# Feed Our Future

## Purchasing Report & Metrics

Cuyahoga Valley Career Center

2024-2025 School Year



Annual Spend

**\$462.00**

### Farm & Local Partners

- Dough Gos

### Spend by Category

Fruit \$0.00

Veggie \$0.00

Dairy \$0.00

Grains \$462.00

Meat/  
Meat Alternatives \$0.00

Misc. \$0.00

### Top Local Purchase

Pizza Dough

### Average Food Miles

50

### Total Pounds of Local Food

420



**OHIO SCHOOLS COUNCIL**  
*Saving Schools Dollars...*

DISCLAIMER COPY: THIS DATA REPRESENTS ONLY LOCAL PURCHASING THROUGH THE OHIO SCHOOLS COUNCIL BID.

\*DAIRY = INCLUDES CHEESE AND YOGURT. DOES NOT INCLUDE FLUID MILK.

\*MISC. = INCLUDES ITEMS SUCH AS CIDER, HONEY, AND MAPLE SYRUP.

# Feed Our Future

## Purchasing Report & Metrics

Dalton Local Schools

2024-2025 School Year



Annual Spend

**\$2,007.30**

### Farm & Local Partners

- Big Axe Spice
- Dough Gos

### Spend by Category

Fruit \$0.00

Veggie \$0.00

Dairy \$0.00

Grains \$1,618.00

Meat/  
Meat Alternatives \$0.00

Misc. \$389.30

### Top 3 Local Purchases

Pizza Dough

Spice

Breakfast  
Bars

Average  
Food Miles

107

Total  
Pounds of  
Local Food

1,430



**OHIO SCHOOLS COUNCIL**  
*Saving Schools Dollars...*

DISCLAIMER COPY: THIS DATA REPRESENTS ONLY LOCAL PURCHASING THROUGH THE OHIO SCHOOLS COUNCIL BID.

\*DAIRY = INCLUDES CHEESE AND YOGURT. DOES NOT INCLUDE FLUID MILK.

\*MISC. = INCLUDES ITEMS SUCH AS CIDER, HONEY, AND MAPLE SYRUP.



# Feed Our Future

## Purchasing Report & Metrics

East Holmes Local Schools

2024-2025 School Year



Annual Spend

**\$5,321.35**

### Farm & Local Partners

- Dough Gos

### Spend by Category

Fruit \$0.00

Veggie \$0.00

Dairy \$0.00

Grains \$5,321.35

Meat/  
Meat Alternatives \$0.00

Misc. \$0.00

### Top 3 Local Purchases

Whole Grain  
Cookie

Breakfast  
Bars

Pizza Dough

Average  
Food Miles

39

Total  
Pounds of  
Local Food

2,192



**OHIO SCHOOLS COUNCIL**  
*Saving Schools Dollars...*

DISCLAIMER COPY: THIS DATA REPRESENTS ONLY LOCAL PURCHASING THROUGH THE OHIO SCHOOLS COUNCIL BID.

\*DAIRY = INCLUDES CHEESE AND YOGURT. DOES NOT INCLUDE FLUID MILK.

\*MISC. = INCLUDES ITEMS SUCH AS CIDER, HONEY, AND MAPLE SYRUP.

# Feed Our Future

## Purchasing Report & Metrics

Elyria City School District

2024-2025 School Year



Annual Spend

**\$1,976.50**

### Farm & Local Partners

- Dough Gos

### Spend by Category

Fruit \$0.00

Veggie \$0.00

Dairy \$0.00

Grains \$1,960.50

Meat/  
Meat Alternatives \$0.00

Misc. \$16.00

### Top Local Purchase

Whole Grain  
Cookies

### Average Food Miles

85

### Total Pounds of Local Food

609



**OHIO SCHOOLS COUNCIL**  
*Saving Schools Dollars...*

DISCLAIMER COPY: THIS DATA REPRESENTS ONLY LOCAL PURCHASING THROUGH THE OHIO SCHOOLS COUNCIL BID.

\*DAIRY = INCLUDES CHEESE AND YOGURT. DOES NOT INCLUDE FLUID MILK.

\*MISC. = INCLUDES ITEMS SUCH AS CIDER, HONEY, AND MAPLE SYRUP.

# Feed Our Future

## Purchasing Report & Metrics

Euclid City Schools  
2024-2025 School Year



Annual Spend

**\$1,915.60**

### Farm & Local Partners

- Big Axe Spice
- Fruit Growers Marketing Association

### Spend by Category

Fruit	\$1,188.00
Veggie	\$0.00
Dairy	\$0.00
Grains	\$0.00
Meat/ Meat Alternatives	\$0.00
Misc.	\$727.60

### Top 2 Local Purchases

Apples

Spices

### Average Food Miles

171

### Total Pounds of Local Food

237



**OHIO SCHOOLS COUNCIL**  
*Saving Schools Dollars...*

DISCLAIMER COPY: THIS DATA REPRESENTS ONLY LOCAL PURCHASING THROUGH THE OHIO SCHOOLS COUNCIL BID.

\*DAIRY = INCLUDES CHEESE AND YOGURT. DOES NOT INCLUDE FLUID MILK.

\*MISC. = INCLUDES ITEMS SUCH AS CIDER, HONEY, AND MAPLE SYRUP.

# Feed Our Future

## Purchasing Report & Metrics

Field Local School District

2024-2025 School Year



Annual Spend

**\$48.00**

### Farm & Local Partners

- Bix Axe Spice

### Spend by Category

Fruit \$0.00

Veggie \$0.00

Dairy \$0.00

Grains \$0.00

Meat/  
Meat Alternatives \$0.00

Misc. \$48.00

### Top Local Purchase

Spices

### Average Food Miles

215

### Total Pounds of Local Food

5



**OHIO SCHOOLS COUNCIL**  
*Saving Schools Dollars...*

DISCLAIMER COPY: THIS DATA REPRESENTS ONLY LOCAL PURCHASING THROUGH THE OHIO SCHOOLS COUNCIL BID.

\*DAIRY = INCLUDES CHEESE AND YOGURT. DOES NOT INCLUDE FLUID MILK.

\*MISC. = INCLUDES ITEMS SUCH AS CIDER, HONEY, AND MAPLE SYRUP.

# Feed Our Future

## Purchasing Report & Metrics

Garfield Heights City Schools

2024-2025 School Year



Annual Spend

**\$10,335.90**

### Farm & Local Partners

- Dough Gos

### Spend by Category

Fruit \$0.00

Veggie \$0.00

Dairy \$0.00

Grains \$10,309.90

Meat/  
Meat Alternatives \$0.00

Misc. \$26.00

### Top 2 Local Purchases

Whole Grain  
Cookies

Breakfast  
Bars

Average  
Food Miles

55

Total  
Pounds of  
Local Food

3,033



**OHIO SCHOOLS COUNCIL**  
*Saving Schools Dollars...*

DISCLAIMER COPY: THIS DATA REPRESENTS ONLY LOCAL PURCHASING THROUGH THE OHIO SCHOOLS COUNCIL BID.

\*DAIRY = INCLUDES CHEESE AND YOGURT. DOES NOT INCLUDE FLUID MILK.

\*MISC. = INCLUDES ITEMS SUCH AS CIDER, HONEY, AND MAPLE SYRUP.



# Feed Our Future

## Purchasing Report & Metrics

Genoa Area Local Schools

2024-2025 School Year



Annual Spend

\$99.00

### Farm & Local Partners

- J & M Fruit Farm

### Spend by Category

Fruit \$99.00

Veggie \$0.00

Dairy \$0.00

Grains \$0.00

Meat/  
Meat Alternatives \$0.00

Misc. \$0.00

### Top 2 Local Purchases

Apples

Plums

Average  
Food Miles

31

Total  
Pounds of  
Local Food

100



**OHIO SCHOOLS COUNCIL**  
*Saving Schools Dollars...*

DISCLAIMER COPY: THIS DATA REPRESENTS ONLY LOCAL PURCHASING THROUGH THE OHIO SCHOOLS COUNCIL BID.

\*DAIRY = INCLUDES CHEESE AND YOGURT. DOES NOT INCLUDE FLUID MILK.

\*MISC. = INCLUDES ITEMS SUCH AS CIDER, HONEY, AND MAPLE SYRUP.

# Feed Our Future

## Purchasing Report & Metrics

Gibsonburg Schools  
2024-2025 School Year



Annual Spend

**\$432.00**

### Farm & Local Partners

- J & M Fruit Farm

### Spend by Category

Fruit **\$432.00**

Veggie **\$0.00**

Dairy **\$0.00**

Grains **\$0.00**

Meat/  
Meat Alternatives **\$0.00**

Misc. **\$0.00**

### Top Local Purchase

Apples

### Average Food Miles

23

### Total Pounds of Local Food

640



**OHIO SCHOOLS COUNCIL**  
*Saving Schools Dollars...*

DISCLAIMER COPY: THIS DATA REPRESENTS ONLY LOCAL PURCHASING THROUGH THE OHIO SCHOOLS COUNCIL BID.

\*DAIRY = INCLUDES CHEESE AND YOGURT. DOES NOT INCLUDE FLUID MILK.

\*MISC. = INCLUDES ITEMS SUCH AS CIDER, HONEY, AND MAPLE SYRUP.

# Feed Our Future

## Purchasing Report & Metrics

Highland Local School District

2024-2025 School Year



Annual Spend

**\$6,100.25**

### Farm & Local Partners

- Dough Gos

### Spend by Category

Fruit \$0.00

Veggie \$0.00

Dairy \$0.00

Grains \$6,100.25

Meat/  
Meat Alternatives \$0.00

Misc. \$0.00

### Top Local Purchase

Whole Grain  
Cookies

Average  
Food Miles

39

Total  
Pounds of  
Local Food

2,110



**OHIO SCHOOLS COUNCIL**  
*Saving Schools Dollars...*

DISCLAIMER COPY: THIS DATA REPRESENTS ONLY LOCAL PURCHASING THROUGH THE OHIO SCHOOLS COUNCIL BID.

\*DAIRY = INCLUDES CHEESE AND YOGURT. DOES NOT INCLUDE FLUID MILK.

\*MISC. = INCLUDES ITEMS SUCH AS CIDER, HONEY, AND MAPLE SYRUP.

# Feed Our Future

## Purchasing Report & Metrics

Hudson City Schools

2024-2025 School Year



### Annual Spend

**\$34,873.81**

### Farm & Local Partners

- Bauman Orchards
- Dough Gos
- Fruit Growers Marketing Association
- Great Lakes Greenhouses, Inc.
- Holthouse Farms of Ohio, Inc.

### Spend by Category

Fruit	\$2,008.86
Veggie	\$131.30
Dairy	\$0.00
Grains	\$32,681.65
Meat/ Meat Alternatives	\$0.00
Misc.	\$52.00

### Top 3 Local Purchases

Pizza Dough

Whole Grain  
Cookies

Apples

### Average Food Miles

90

### Total Pounds of Local Food

22,772



**OHIO SCHOOLS COUNCIL**  
*Saving Schools Dollars...*

DISCLAIMER COPY: THIS DATA REPRESENTS ONLY LOCAL PURCHASING THROUGH THE OHIO SCHOOLS COUNCIL BID.

\*DAIRY = INCLUDES CHEESE AND YOGURT. DOES NOT INCLUDE FLUID MILK.

\*MISC. = INCLUDES ITEMS SUCH AS CIDER, HONEY, AND MAPLE SYRUP.

# Feed Our Future

## Purchasing Report & Metrics

Independence Local Schools

2024-2025 School Year



Annual Spend

**\$4,668.40**

### Farm & Local Partners

- Dough Gos

### Spend by Category

Fruit \$0.00

Veggie \$00.00

Dairy \$0.00

Grains \$4,633.40

Meat/  
Meat Alternatives \$0.00

Misc. \$35.00

### Top Local Purchase

Whole Grain  
Cookies

### Average Food Miles

52

### Total Pounds of Local Food

1,577



**OHIO SCHOOLS COUNCIL**  
*Saving Schools Dollars...*

DISCLAIMER COPY: THIS DATA REPRESENTS ONLY LOCAL PURCHASING THROUGH THE OHIO SCHOOLS COUNCIL BID.

\*DAIRY = INCLUDES CHEESE AND YOGURT. DOES NOT INCLUDE FLUID MILK.

\*MISC. = INCLUDES ITEMS SUCH AS CIDER, HONEY, AND MAPLE SYRUP.



# Feed Our Future

## Purchasing Report & Metrics

Jackson Local School District

2024-2025 School Year



Annual Spend

**\$24,056.15**

### Farm & Local Partners

- Big Axe Spice
- Dough Gos
- The Pizza Bagel Lady

### Spend by Category

Fruit \$0.00

Veggie \$0.00

Dairy \$0.00

Grains \$23,966.15

Meat/  
Meat Alternatives \$0.00

Misc. \$90.00

### Top 3 Local Purchases

Breakfast  
Bars

Whole Grain  
Cookies

Pretzel  
Bites

Average  
Food Miles

90

Total  
Pounds of  
Local Food

5,908



**OHIO SCHOOLS COUNCIL**  
*Saving Schools Dollars...*

DISCLAIMER COPY: THIS DATA REPRESENTS ONLY LOCAL PURCHASING THROUGH THE OHIO SCHOOLS COUNCIL BID.

\*DAIRY = INCLUDES CHEESE AND YOGURT. DOES NOT INCLUDE FLUID MILK.

\*MISC. = INCLUDES ITEMS SUCH AS CIDER, HONEY, AND MAPLE SYRUP.

# Feed Our Future

## Purchasing Report & Metrics

James A. Garfield Local Schools

2024-2025 School Year



Annual Spend

**\$3,054.80**

### Farm & Local Partners

- Dough Gos

### Spend by Category

Fruit \$0.00

Veggie \$0.00

Dairy \$0.00

Grains \$3,045.30

Meat/  
Meat Alternatives \$0.00

Misc. \$9.50

### Top 2 Local Purchases

Whole Grain  
Cookies

Breakfast  
Bars

Average  
Food Miles

40

Total  
Pounds of  
Local Food

963



**OHIO SCHOOLS COUNCIL**  
*Saving Schools Dollars...*

DISCLAIMER COPY: THIS DATA REPRESENTS ONLY LOCAL PURCHASING THROUGH THE OHIO SCHOOLS COUNCIL BID.

\*DAIRY = INCLUDES CHEESE AND YOGURT. DOES NOT INCLUDE FLUID MILK.

\*MISC. = INCLUDES ITEMS SUCH AS CIDER, HONEY, AND MAPLE SYRUP.

# Feed Our Future

## Purchasing Report & Metrics

Kenston Local Schools

2024-2025 School Year



### Annual Spend

**\$6,197.79**

### Farm & Local Partners

- Bauman Orchards
- Dough Gos
- Fruit Growers Marketing Association
- Holthouse Farms of Ohio, Inc.

### Spend by Category

Fruit	\$296.19
Veggie	\$0.00
Dairy	\$0.00
Grains	\$5,873.10
Meat/ Meat Alternatives	\$0.00
Misc.	\$28.50

### Top 3 Local Purchases

Whole Grain  
Cookies

Breakfast  
Bars

Apples

### Average Food Miles

79

### Total Pounds of Local Food

2,313



**OHIO SCHOOLS COUNCIL**  
*Saving Schools Dollars...*

DISCLAIMER COPY: THIS DATA REPRESENTS ONLY LOCAL PURCHASING THROUGH THE OHIO SCHOOLS COUNCIL BID.

\*DAIRY = INCLUDES CHEESE AND YOGURT. DOES NOT INCLUDE FLUID MILK.

\*MISC. = INCLUDES ITEMS SUCH AS CIDER, HONEY, AND MAPLE SYRUP.

# Feed Our Future

## Purchasing Report & Metrics

Keystone Local School District

2024-2025 School Year



Annual Spend

**\$2,377.90**

### Farm & Local Partners

- Big Axe Spice
- Dough Gos

### Spend by Category

Fruit \$0.00

Veggie \$0.00

Dairy \$0.00

Grains \$2,361.90

Meat/  
Meat Alternatives \$0.00

Misc. \$16.00

### Top 3 Local Purchases

Whole Grain  
Cookies

Breakfast  
Bars

Spices

Average  
Food Miles

128

Total  
Pounds of  
Local Food

787



**OHIO SCHOOLS COUNCIL**  
*Saving Schools Dollars...*

DISCLAIMER COPY: THIS DATA REPRESENTS ONLY LOCAL PURCHASING THROUGH THE OHIO SCHOOLS COUNCIL BID.

\*DAIRY = INCLUDES CHEESE AND YOGURT. DOES NOT INCLUDE FLUID MILK.

\*MISC. = INCLUDES ITEMS SUCH AS CIDER, HONEY, AND MAPLE SYRUP.

# Feed Our Future

## Purchasing Report & Metrics

Lakewood City School District

2024-2025 School Year



Annual Spend

**\$2,468.22**

### Farm & Local Partners

- Bauman Orchards
- Fruit Growers Marketing Association
- Holthouse Farms of Ohio, Inc

### Spend by Category

Fruit	\$2,205.54
Veggie	\$262.68
Dairy	\$0.00
Grains	\$0.00
Meat/ Meat Alternatives	\$0.00
Misc.	\$0.00

### Top 3 Local Purchases

Apples

Cucumbers

Squash

Average  
Food Miles

75

Total  
Pounds of  
Local Food

2,318



**OHIO SCHOOLS COUNCIL**  
*Saving Schools Dollars...*

DISCLAIMER COPY: THIS DATA REPRESENTS ONLY LOCAL PURCHASING THROUGH THE OHIO SCHOOLS COUNCIL BID.

\*DAIRY = INCLUDES CHEESE AND YOGURT. DOES NOT INCLUDE FLUID MILK.

\*MISC. = INCLUDES ITEMS SUCH AS CIDER, HONEY, AND MAPLE SYRUP.



# Feed Our Future

## Purchasing Report & Metrics

Lakota Local Schools

2024-2025 School Year



Annual Spend

**\$464.00**

### Farm & Local Partners

- J & M Fruit Farm

### Spend by Category

Fruit **\$464.00**

Veggie **\$0.00**

Dairy **\$0.00**

Grains **\$0.00**

Meat/  
Meat Alternatives **\$0.00**

Misc. **\$0.00**

### Top 3 Local Purchases

Apples

Plums

Peaches

### Average Food Miles

**21**

### Total Pounds of Local Food

**440**



**OHIO SCHOOLS COUNCIL**  
*Saving Schools Dollars...*

DISCLAIMER COPY: THIS DATA REPRESENTS ONLY LOCAL PURCHASING THROUGH THE OHIO SCHOOLS COUNCIL BID.

\*DAIRY = INCLUDES CHEESE AND YOGURT. DOES NOT INCLUDE FLUID MILK.

\*MISC. = INCLUDES ITEMS SUCH AS CIDER, HONEY, AND MAPLE SYRUP.

# Feed Our Future

## Purchasing Report & Metrics

Lebanon City Schools

2024-2025 School Year



Annual Spend

**\$315.00**

### Farm & Local Partners

- Big Axe Spice

### Spend by Category

Fruit \$0.00

Veggie \$0.00

Dairy \$0.00

Grains \$0.00

Meat/  
Meat Alternatives \$0.00

Misc. \$315.00

### Top Local Purchase

Spices

### Average Food Miles

16

### Total Pounds of Local Food

8



**OHIO SCHOOLS COUNCIL**  
*Saving Schools Dollars...*

DISCLAIMER COPY: THIS DATA REPRESENTS ONLY LOCAL PURCHASING THROUGH THE OHIO SCHOOLS COUNCIL BID.

\*DAIRY = INCLUDES CHEESE AND YOGURT. DOES NOT INCLUDE FLUID MILK.

\*MISC. = INCLUDES ITEMS SUCH AS CIDER, HONEY, AND MAPLE SYRUP.

# Feed Our Future

## Purchasing Report & Metrics

Louisville City Schools

2024-2025 School Year



Annual Spend

**\$13,079.50**

### Farm & Local Partners

- Big Axe Spice
- Dough Gos

### Spend by Category

Fruit \$0.00

Veggie \$0.00

Dairy \$0.00

Grains \$12,797.00

Meat/  
Meat Alternatives \$0.00

Misc. \$282.50

### Top 3 Local Purchases

Whole Grain  
Cookies

Breakfast  
Bars

Spices

Average  
Food Miles

110

Total  
Pounds of  
Local Food

4,247



**OHIO SCHOOLS COUNCIL**  
*Saving Schools Dollars...*

DISCLAIMER COPY: THIS DATA REPRESENTS ONLY LOCAL PURCHASING THROUGH THE OHIO SCHOOLS COUNCIL BID.

\*DAIRY = INCLUDES CHEESE AND YOGURT. DOES NOT INCLUDE FLUID MILK.

\*MISC. = INCLUDES ITEMS SUCH AS CIDER, HONEY, AND MAPLE SYRUP.

# Feed Our Future

## Purchasing Report & Metrics

Madison Local School District

2024-2025 School Year



Annual Spend

**\$1,011.00**

### Farm & Local Partners

- Dough Gos

### Spend by Category

Fruit \$0.00

Veggie \$0.00

Dairy \$0.00

Grains \$1,011.00

Meat/  
Meat Alternatives \$0.00

Misc. \$0.00

### Top 3 Local Purchases

Whole Grain  
Cookies

Breakfast  
Bars

Pizza Dough

Average  
Food Miles

68

Total  
Pounds of  
Local Food

359



**OHIO SCHOOLS COUNCIL**  
*Saving Schools Dollars...*

DISCLAIMER COPY: THIS DATA REPRESENTS ONLY LOCAL PURCHASING THROUGH THE OHIO SCHOOLS COUNCIL BID.

\*DAIRY = INCLUDES CHEESE AND YOGURT. DOES NOT INCLUDE FLUID MILK.

\*MISC. = INCLUDES ITEMS SUCH AS CIDER, HONEY, AND MAPLE SYRUP.

# Feed Our Future

## Purchasing Report & Metrics

Maple Heights City School District

2024-2025 School Year



Annual Spend

**\$382.60**

### Farm & Local Partners

- Bauman Orchards
- Fruit Growers Marketing Association

### Spend by Category

Fruit **\$382.60**

Veggie **\$0.00**

Dairy **\$0.00**

Grains **\$0.00**

Meat/  
Meat Alternatives **\$0.00**

Misc. **\$0.00**

### Top Local Purchase

Apples

### Average Food Miles

66

### Total Pounds of Local Food

429



**OHIO SCHOOLS COUNCIL**  
*Saving Schools Dollars...*

DISCLAIMER COPY: THIS DATA REPRESENTS ONLY LOCAL PURCHASING THROUGH THE OHIO SCHOOLS COUNCIL BID.

\*DAIRY = INCLUDES CHEESE AND YOGURT. DOES NOT INCLUDE FLUID MILK.

\*MISC. = INCLUDES ITEMS SUCH AS CIDER, HONEY, AND MAPLE SYRUP.



# Feed Our Future

## Purchasing Report & Metrics

Massillon City School District

2024-2025 School Year



Annual Spend

**\$3,035.00**

### Farm & Local Partners

- Dough Gos

### Spend by Category

Fruit \$0.00

Veggie \$0.00

Dairy \$0.00

Grains \$3,035.00

Meat/  
Meat Alternatives \$0.00

Misc. \$0.00

### Top Local Purchase

Whole Grain  
Cookies

### Average Food Miles

**11**

### Total Pounds of Local Food

**850**



**OHIO SCHOOLS COUNCIL**  
*Saving Schools Dollars...*

DISCLAIMER COPY: THIS DATA REPRESENTS ONLY LOCAL PURCHASING THROUGH THE OHIO SCHOOLS COUNCIL BID.

\*DAIRY = INCLUDES CHEESE AND YOGURT. DOES NOT INCLUDE FLUID MILK.

\*MISC. = INCLUDES ITEMS SUCH AS CIDER, HONEY, AND MAPLE SYRUP.

# Feed Our Future

## Purchasing Report & Metrics

Medina City School District

2024-2025 School Year



Annual Spend

**\$12,624.75**

### Farm & Local Partners

- Big Axe Spice
- Dough Gos

### Spend by Category

Fruit \$0.00

Veggie \$0.00

Dairy \$0.00

Grains \$11,890.65

Meat/  
Meat Alternatives \$0.00

Misc. \$734.10

### Top 3 Local Purchases

Whole Grain  
Cookies

Pizza Dough

Breakfast  
Bars

Average  
Food Miles

119

Total  
Pounds of  
Local Food

5,111



**OHIO SCHOOLS COUNCIL**  
*Saving Schools Dollars...*

DISCLAIMER COPY: THIS DATA REPRESENTS ONLY LOCAL PURCHASING THROUGH THE OHIO SCHOOLS COUNCIL BID.

\*DAIRY = INCLUDES CHEESE AND YOGURT. DOES NOT INCLUDE FLUID MILK.

\*MISC. = INCLUDES ITEMS SUCH AS CIDER, HONEY, AND MAPLE SYRUP.

# Feed Our Future

## Purchasing Report & Metrics

Miamisburg City School District

2024-2025 School Year



Annual Spend

**\$153.00**

### Farm & Local Partners

- Big Axe Spice

### Spend by Category

Fruit \$0.00

Veggie \$0.00

Dairy \$0.00

Grains \$0.00

Meat/  
Meat Alternatives \$0.00

Misc. \$153.00

### Top Local Purchase

Spices

### Average Food Miles

1

### Total Pounds of Local Food

5



**OHIO SCHOOLS COUNCIL**  
*Saving Schools Dollars...*

DISCLAIMER COPY: THIS DATA REPRESENTS ONLY LOCAL PURCHASING THROUGH THE OHIO SCHOOLS COUNCIL BID.

\*DAIRY = INCLUDES CHEESE AND YOGURT. DOES NOT INCLUDE FLUID MILK.

\*MISC. = INCLUDES ITEMS SUCH AS CIDER, HONEY, AND MAPLE SYRUP.

# Feed Our Future

## Purchasing Report & Metrics

Midview Schools  
2024-2025 School Year



Annual Spend

**\$1,705.00**

### Farm & Local Partners

- Dough Gos

### Spend by Category

Fruit \$0.00

Veggie \$0.00

Dairy \$0.00

Grains \$1,686.00

Meat/  
Meat Alternatives \$0.00

Misc. \$19.00

### Top 2 Local Purchases

Whole Grain  
Cookies

Breakfast  
Bars

Average  
Food Miles

67

Total  
Pounds of  
Local Food

573



**OHIO SCHOOLS COUNCIL**  
*Saving Schools Dollars...*

DISCLAIMER COPY: THIS DATA REPRESENTS ONLY LOCAL PURCHASING THROUGH THE OHIO SCHOOLS COUNCIL BID.

\*DAIRY = INCLUDES CHEESE AND YOGURT. DOES NOT INCLUDE FLUID MILK.

\*MISC. = INCLUDES ITEMS SUCH AS CIDER, HONEY, AND MAPLE SYRUP.

# Feed Our Future

## Purchasing Report & Metrics

Mineral Ridge Local Schools

2024-2025 School Year



Annual Spend

**\$3,264.20**

### Farm & Local Partners

- Dough Gos

### Spend by Category

Fruit \$0.00

Veggie \$0.00

Dairy \$0.00

Grains \$3,245.20

Meat/  
Meat Alternatives \$0.00

Misc. \$19.00

### Top 2 Local Purchases

Whole Grain  
Cookies

Breakfast  
Bars

Average  
Food Miles

46

Total  
Pounds of  
Local Food

940



**OHIO SCHOOLS COUNCIL**  
*Saving Schools Dollars...*

DISCLAIMER COPY: THIS DATA REPRESENTS ONLY LOCAL PURCHASING THROUGH THE OHIO SCHOOLS COUNCIL BID.

\*DAIRY = INCLUDES CHEESE AND YOGURT. DOES NOT INCLUDE FLUID MILK.

\*MISC. = INCLUDES ITEMS SUCH AS CIDER, HONEY, AND MAPLE SYRUP.



# Feed Our Future

## Purchasing Report & Metrics

New Philadelphia City Schools

2024-2025 School Year



**Annual Spend**

**\$5,397.33**

### Farm & Local Partners

- Bauman Orchards
- Cleveland Bean Sprout Inc.
- Cleveland Kitchen Co.
- Dough Gos
- Fruit Growers Marketing Association
- Holthouse Farms of Ohio, Inc.

### Spend by Category

Fruit	\$3,066.92
Veggie	\$120.76
Dairy	\$0.00
Grains	\$2,209.65
Meat/ Meat Alternatives	\$0.00
Misc.	\$0.00

### Top 3 Local Purchases

Apples

Whole Grain  
Cookies

Breakfast  
Bars

### Average Food Miles

67

### Total Pounds of Local Food

3,074



**OHIO SCHOOLS COUNCIL**  
*Saving Schools Dollars...*

DISCLAIMER COPY: THIS DATA REPRESENTS ONLY LOCAL PURCHASING THROUGH THE OHIO SCHOOLS COUNCIL BID.

\*DAIRY = INCLUDES CHEESE AND YOGURT. DOES NOT INCLUDE FLUID MILK.

\*MISC. = INCLUDES ITEMS SUCH AS CIDER, HONEY, AND MAPLE SYRUP.

# Feed Our Future

## Purchasing Report & Metrics

Norton City Schools  
2024-2025 School Year



Annual Spend

**\$5,106.95**

### Farm & Local Partners

- Dough Gos

### Spend by Category

Fruit \$0.00

Veggie \$0.00

Dairy \$0.00

Grains \$5,062.45

Meat/  
Meat Alternatives \$0.00

Misc. \$44.50

### Top Local Purchase

Whole Grain  
Cookies

### Average Food Miles

28

### Total Pounds of Local Food

1,652



**OHIO SCHOOLS COUNCIL**  
*Saving Schools Dollars...*

DISCLAIMER COPY: THIS DATA REPRESENTS ONLY LOCAL PURCHASING THROUGH THE OHIO SCHOOLS COUNCIL BID.

\*DAIRY = INCLUDES CHEESE AND YOGURT. DOES NOT INCLUDE FLUID MILK.

\*MISC. = INCLUDES ITEMS SUCH AS CIDER, HONEY, AND MAPLE SYRUP.

# Feed Our Future

## Purchasing Report & Metrics

Olmsted Falls City Schools

2024-2025 School Year



### Annual Spend

**\$18,726.16**

### Farm & Local Partners

- Bauman Orchards
- Dough Gos
- Fruit Growers Marketing Association
- Great Lakes Greenhouses, Inc.
- Holthouse Farms of Ohio, Inc.

### Spend by Category

Fruit	\$6,144.60
Veggie	\$1,952.93
Dairy	\$0.00
Grains	\$10,623.25
Meat/ Meat Alternatives	\$0.00
Misc.	\$5.38

### Top 3 Local Purchases

Whole Grain  
Cookies

Apples

Cucumbers

### Average Food Miles

**71**

### Total Pounds of Local Food

**10,247**



**OHIO SCHOOLS COUNCIL**  
*Saving Schools Dollars...*

DISCLAIMER COPY: THIS DATA REPRESENTS ONLY LOCAL PURCHASING THROUGH THE OHIO SCHOOLS COUNCIL BID.

\*DAIRY = INCLUDES CHEESE AND YOGURT. DOES NOT INCLUDE FLUID MILK.

\*MISC. = INCLUDES ITEMS SUCH AS CIDER, HONEY, AND MAPLE SYRUP.

# Feed Our Future

## Purchasing Report & Metrics

Painesville City Local School District

2024-2025 School Year



Annual Spend

**\$3,893.60**

### Farm & Local Partners

- Bauman Orchards
- Fruit Growers Marketing Association
- Holthouse Farms of Ohio, Inc.

### Spend by Category

Fruit	\$3,446.20
Veggie	\$447.40
Dairy	\$0.00
Grains	\$0.00
Meat/ Meat Alternatives	\$0.00
Misc.	\$0.00

### Top 3 Local Purchases

Apples

Cucumbers

Peaches

### Average Food Miles

98

### Total Pounds of Local Food

3,187



**OHIO SCHOOLS COUNCIL**  
*Saving Schools Dollars...*

DISCLAIMER COPY: THIS DATA REPRESENTS ONLY LOCAL PURCHASING THROUGH THE OHIO SCHOOLS COUNCIL BID.

\*DAIRY = INCLUDES CHEESE AND YOGURT. DOES NOT INCLUDE FLUID MILK.

\*MISC. = INCLUDES ITEMS SUCH AS CIDER, HONEY, AND MAPLE SYRUP.

# Feed Our Future

## Purchasing Report & Metrics

Parma City School District

2024-2025 School Year



### Annual Spend

**\$111,407.84**

### Farm & Local Partners

- County Line Produce Auction
- Dough Gos
- Fresh Local Produce of Ohio
- Great Lakes Growers
- Holthouse Farms of Ohio, Inc.
- Shagbark Seed & Mill
- Sunrise Farm
- Village Family Farms

### Spend by Category

Fruit	\$8,156.00
Veggie	\$41,873.99
Dairy	\$0.00
Grains	\$61,358.85
Meat/ Meat Alternatives	\$0.00
Misc.	\$19.00

### Top 3 Local Purchases

Lettuce

Pizza Dough

Breakfast  
Bars

### Average Food Miles

63

### Total Pounds of Local Food

55,629



**OHIO SCHOOLS COUNCIL**  
*Saving Schools Dollars...*

DISCLAIMER COPY: THIS DATA REPRESENTS ONLY LOCAL PURCHASING THROUGH THE OHIO SCHOOLS COUNCIL BID.

\*DAIRY = INCLUDES CHEESE AND YOGURT. DOES NOT INCLUDE FLUID MILK.

\*MISC. = INCLUDES ITEMS SUCH AS CIDER, HONEY, AND MAPLE SYRUP.



# Feed Our Future

## Purchasing Report & Metrics

Plain Local Schools  
2024-2025 School Year



### Annual Spend

**\$60,791.78**

### Farm & Local Partners

- Bauman Orchards
- Big Axe Spice
- Dough Gos
- Fresh 'N Crisp Farms
- Fruit Growers Marketing Association
- Great Lakes Growers
- Holthouse Farms of Ohio, Inc.
- Nevin Byler
- Stein's Honey
- The Pizza Bagel Lady

### Spend by Category

Fruit	\$37,068.60
Veggie	\$4,030.41
Dairy	\$0.00
Grains	\$19,289.80
Meat/ Meat Alternatives	\$0.00
Misc.	\$402.97

### Top 3 Local Purchases

Apples

Whole Grain  
Cookies

Lettuce

### Average Food Miles

69

### Total Pounds of Local Food

34,924



**OHIO SCHOOLS COUNCIL**  
*Saving Schools Dollars...*

DISCLAIMER COPY: THIS DATA REPRESENTS ONLY LOCAL PURCHASING THROUGH THE OHIO SCHOOLS COUNCIL BID.

\*DAIRY = INCLUDES CHEESE AND YOGURT. DOES NOT INCLUDE FLUID MILK.

\*MISC. = INCLUDES ITEMS SUCH AS CIDER, HONEY, AND MAPLE SYRUP.

# Feed Our Future

## Purchasing Report & Metrics

Ravenna School District

2024-2025 School Year



Annual Spend

**\$195.19**

### Farm & Local Partners

- Bauman Orchards
- Holthouse Farms of Ohio, Inc.

### Spend by Category

Fruit \$43.99

Veggie \$151.20

Dairy \$0.00

Grains \$0.00

Meat/  
Meat Alternatives \$0.00

Misc. \$0.00

### Top 3 Local Purchases

Cucumbers

Peppers

Apples

Average  
Food Miles

65

Total  
Pounds of  
Local Food

56



**OHIO SCHOOLS COUNCIL**  
*Saving Schools Dollars...*

DISCLAIMER COPY: THIS DATA REPRESENTS ONLY LOCAL PURCHASING THROUGH THE OHIO SCHOOLS COUNCIL BID.

\*DAIRY = INCLUDES CHEESE AND YOGURT. DOES NOT INCLUDE FLUID MILK.

\*MISC. = INCLUDES ITEMS SUCH AS CIDER, HONEY, AND MAPLE SYRUP.

# Feed Our Future

## Purchasing Report & Metrics

Rittman Exempted Village School District

2024-2025 School Year



Annual Spend

**\$128.00**

### Farm & Local Partners

- Bauman Orchards

### Spend by Category

Fruit \$128.00

Veggie \$0.00

Dairy \$0.00

Grains \$0.00

Meat/  
Meat Alternatives \$0.00

Misc. \$0.00

### Top Local Purchase

Apples

### Average Food Miles

1

### Total Pounds of Local Food

168



**OHIO SCHOOLS COUNCIL**  
*Saving Schools Dollars...*

DISCLAIMER COPY: THIS DATA REPRESENTS ONLY LOCAL PURCHASING THROUGH THE OHIO SCHOOLS COUNCIL BID.

\*DAIRY = INCLUDES CHEESE AND YOGURT. DOES NOT INCLUDE FLUID MILK.

\*MISC. = INCLUDES ITEMS SUCH AS CIDER, HONEY, AND MAPLE SYRUP.

# Feed Our Future

## Purchasing Report & Metrics

Rocky River Local Schools

2024-2025 School Year



Annual Spend

**\$256.07**

### Farm & Local Partners

- Bauman Orchards
- Fruit Growers Marketing Association
- Holthouse Farms of Ohio, Inc.

### Spend by Category

Fruit \$192.91

Veggie \$63.16

Dairy \$0.00

Grains \$0.00

Meat/  
Meat Alternatives \$0.00

Misc. \$0.00

### Top 2 Local Purchases

Apples

Cucumbers

Average  
Food Miles

75

Total  
Pounds of  
Local Food

312



**OHIO SCHOOLS COUNCIL**  
*Saving Schools Dollars...*

DISCLAIMER COPY: THIS DATA REPRESENTS ONLY LOCAL PURCHASING THROUGH THE OHIO SCHOOLS COUNCIL BID.

\*DAIRY = INCLUDES CHEESE AND YOGURT. DOES NOT INCLUDE FLUID MILK.

\*MISC. = INCLUDES ITEMS SUCH AS CIDER, HONEY, AND MAPLE SYRUP.

# Feed Our Future

## Purchasing Report & Metrics

Rootstown Local School District

2024-2025 School Year



Annual Spend

**\$102.42**

### Farm & Local Partners

- Holthouse Farms of Ohio, Inc.

### Spend by Category

Fruit \$0.00

Veggie \$102.42

Dairy \$0.00

Grains \$0.00

Meat/  
Meat Alternatives \$0.00

Misc. \$0.00

### Top 2 Local Purchases

Cucumbers

Cabbage

Average  
Food Miles

84

Total  
Pounds of  
Local Food

58



**OHIO SCHOOLS COUNCIL**  
*Saving Schools Dollars...*

DISCLAIMER COPY: THIS DATA REPRESENTS ONLY LOCAL PURCHASING THROUGH THE OHIO SCHOOLS COUNCIL BID.

\*DAIRY = INCLUDES CHEESE AND YOGURT. DOES NOT INCLUDE FLUID MILK.

\*MISC. = INCLUDES ITEMS SUCH AS CIDER, HONEY, AND MAPLE SYRUP.



# Feed Our Future

## Purchasing Report & Metrics

Solon City Schools

2024-2025 School Year



**Annual Spend**

**\$20,696.01**

### Farm & Local Partners

- Bauman Orchards
- Big Axe Spice
- County Line Produce Auction
- Dough Gos
- Fresh Local Produce of Ohio
- Great Lakes Growers
- Shagbark Seed & Mill
- Sunrise Farm

### Spend by Category

Fruit	\$186.10
Veggie	\$2,787.96
Dairy	\$0.00
Grains	\$17,428.95
Meat/ Meat Alternatives	\$0.00
Misc.	\$293.00

### Top 3 Local Purchases

Whole Grain  
Cookies

Pizza Dough

Lettuce

**Average  
Food Miles**

**86**

**Total  
Pounds of  
Local Food**

**8,165**



**OHIO SCHOOLS COUNCIL**  
*Saving Schools Dollars...*

DISCLAIMER COPY: THIS DATA REPRESENTS ONLY LOCAL PURCHASING THROUGH THE OHIO SCHOOLS COUNCIL BID.

\*DAIRY = INCLUDES CHEESE AND YOGURT. DOES NOT INCLUDE FLUID MILK.

\*MISC. = INCLUDES ITEMS SUCH AS CIDER, HONEY, AND MAPLE SYRUP.

# Feed Our Future

## Purchasing Report & Metrics

St. Albert the Great  
2024-2025 School Year



Annual Spend

**\$752.75**

### Farm & Local Partners

- Dough Gos

### Spend by Category

Fruit \$0.00

Veggie \$0.00

Dairy \$0.00

Grains \$752.75

Meat/  
Meat Alternatives \$0.00

Misc. \$0.00

### Top Local Purchase

Whole Grain  
Cookies

Average  
Food Miles

51

Total  
Pounds of  
Local Food

254



**OHIO SCHOOLS COUNCIL**  
*Saving Schools Dollars...*

DISCLAIMER COPY: THIS DATA REPRESENTS ONLY LOCAL PURCHASING THROUGH THE OHIO SCHOOLS COUNCIL BID.

\*DAIRY = INCLUDES CHEESE AND YOGURT. DOES NOT INCLUDE FLUID MILK.

\*MISC. = INCLUDES ITEMS SUCH AS CIDER, HONEY, AND MAPLE SYRUP.

# Feed Our Future

## Purchasing Report & Metrics

St. Columbkille School  
2024-2025 School Year



Annual Spend

**\$2,209.40**

### Farm & Local Partners

- Dough Gos

### Spend by Category

Fruit \$0.00

Veggie \$0.00

Dairy \$0.00

Grains \$2,193.40

Meat/  
Meat Alternatives \$0.00

Misc. \$16.00

### Top 3 Local Purchases

Whole Grain  
Cookies

Pizza Dough

Breakfast  
Bars

Average  
Food Miles

53

Total  
Pounds of  
Local Food

992



**OHIO SCHOOLS COUNCIL**  
*Saving Schools Dollars...*

DISCLAIMER COPY: THIS DATA REPRESENTS ONLY LOCAL PURCHASING THROUGH THE OHIO SCHOOLS COUNCIL BID.

\*DAIRY = INCLUDES CHEESE AND YOGURT. DOES NOT INCLUDE FLUID MILK.

\*MISC. = INCLUDES ITEMS SUCH AS CIDER, HONEY, AND MAPLE SYRUP.

# Feed Our Future

## Purchasing Report & Metrics

Stow-Munroe Falls City Schools

2024-2025 School Year



Annual Spend

**\$2,568.15**

### Farm & Local Partners

- Dough Gos

### Spend by Category

Fruit \$0.00

Veggie \$0.00

Dairy \$0.00

Grains \$2,485.65

Meat/  
Meat Alternatives \$0.00

Misc. \$82.50

### Top 2 Local Purchases

Whole Grain  
Cookies

Breakfast  
Bars

Average  
Food Miles

32

Total  
Pounds of  
Local Food

786



**OHIO SCHOOLS COUNCIL**  
*Saving Schools Dollars...*

DISCLAIMER COPY: THIS DATA REPRESENTS ONLY LOCAL PURCHASING THROUGH THE OHIO SCHOOLS COUNCIL BID.

\*DAIRY = INCLUDES CHEESE AND YOGURT. DOES NOT INCLUDE FLUID MILK.

\*MISC. = INCLUDES ITEMS SUCH AS CIDER, HONEY, AND MAPLE SYRUP.

# Feed Our Future

## Purchasing Report & Metrics

Strongsville City Schools

2024-2025 School Year



Annual Spend

**\$7,537.75**

### Farm & Local Partners

- Dough Gos

### Spend by Category

Fruit \$0.00

Veggie \$0.00

Dairy \$0.00

Grains \$7,537.75

Meat/  
Meat Alternatives \$0.00

Misc. \$0.00

### Top 2 Local Purchases

Whole Grain  
Cookies

Breakfast  
Bars

Average  
Food Miles

54

Total  
Pounds of  
Local Food

2,518



**OHIO SCHOOLS COUNCIL**  
*Saving Schools Dollars...*

DISCLAIMER COPY: THIS DATA REPRESENTS ONLY LOCAL PURCHASING THROUGH THE OHIO SCHOOLS COUNCIL BID.

\*DAIRY = INCLUDES CHEESE AND YOGURT. DOES NOT INCLUDE FLUID MILK.

\*MISC. = INCLUDES ITEMS SUCH AS CIDER, HONEY, AND MAPLE SYRUP.



# Feed Our Future

## Purchasing Report & Metrics

Tallmadge City Schools

2024-2025 School Year



Annual Spend

**\$4,341.90**

### Farm & Local Partners

- Dough Gos
- The Pizza Bagel Lady

### Spend by Category

Fruit \$0.00

Veggie \$0.00

Dairy \$0.00

Grains \$4,341.90

Meat/  
Meat Alternatives \$0.00

Misc. \$0.00

### Top 3 Local Purchases

Whole Grain  
Cookie

Pretzel  
Bites

Pizza Dough

Average  
Food Miles

37

Total  
Pounds of  
Local Food

1,754



**OHIO SCHOOLS COUNCIL**  
*Saving Schools Dollars...*

DISCLAIMER COPY: THIS DATA REPRESENTS ONLY LOCAL PURCHASING THROUGH THE OHIO SCHOOLS COUNCIL BID.

\*DAIRY = INCLUDES CHEESE AND YOGURT. DOES NOT INCLUDE FLUID MILK.

\*MISC. = INCLUDES ITEMS SUCH AS CIDER, HONEY, AND MAPLE SYRUP.

# Feed Our Future

## Purchasing Report & Metrics

Valley Christian Academy

2024-2025 School Year



### Annual Spend

**\$2,147.74**

### Farm & Local Partners

- Bauman Orchards
- Fruit Growers Marketing Association
- Holthouse Farms of Ohio, Inc.

### Spend by Category

Fruit	\$1,970.43
Veggie	\$177.31
Dairy	\$0.00
Grains	\$0.00
Meat/ Meat Alternatives	\$0.00
Misc.	\$0.00

### Top 3 Local Purchases

Apples

Cucumbers

Peppers

### Average Food Miles

74

### Total Pounds of Local Food

1,658



**OHIO SCHOOLS COUNCIL**  
*Saving Schools Dollars...*

DISCLAIMER COPY: THIS DATA REPRESENTS ONLY LOCAL PURCHASING THROUGH THE OHIO SCHOOLS COUNCIL BID.

\*DAIRY = INCLUDES CHEESE AND YOGURT. DOES NOT INCLUDE FLUID MILK.

\*MISC. = INCLUDES ITEMS SUCH AS CIDER, HONEY, AND MAPLE SYRUP.

# Feed Our Future

## Purchasing Report & Metrics

Vermilion Local Schools

2024-2025 School Year



Annual Spend

**\$274.65**

### Farm & Local Partners

- Dough Gos

### Spend by Category

Fruit \$0.00

Veggie \$0.00

Dairy \$0.00

Grains \$265.15

Meat/  
Meat Alternatives \$0.00

Misc. \$9.50

### Top 2 Local Purchases

Whole Grain  
Cookies

Breakfast  
Bars

Average  
Food Miles

90

Total  
Pounds of  
Local Food

83



**OHIO SCHOOLS COUNCIL**  
*Saving Schools Dollars...*

DISCLAIMER COPY: THIS DATA REPRESENTS ONLY LOCAL PURCHASING THROUGH THE OHIO SCHOOLS COUNCIL BID.

\*DAIRY = INCLUDES CHEESE AND YOGURT. DOES NOT INCLUDE FLUID MILK.

\*MISC. = INCLUDES ITEMS SUCH AS CIDER, HONEY, AND MAPLE SYRUP.

# Feed Our Future

## Purchasing Report & Metrics

Wadsworth City Schools

2024-2025 School Year



Annual Spend

**\$1,200.00**

### Farm & Local Partners

- Bauman Orchards

### Spend by Category

Fruit \$1,200.00

Veggie \$0.00

Dairy \$0.00

Grains \$0.00

Meat/  
Meat Alternatives \$0.00

Misc. \$0.00

### Top Local Purchase

Apples

### Average Food Miles

7

### Total Pounds of Local Food

1,680



**OHIO SCHOOLS COUNCIL**  
*Saving Schools Dollars...*

DISCLAIMER COPY: THIS DATA REPRESENTS ONLY LOCAL PURCHASING THROUGH THE OHIO SCHOOLS COUNCIL BID.

\*DAIRY = INCLUDES CHEESE AND YOGURT. DOES NOT INCLUDE FLUID MILK.

\*MISC. = INCLUDES ITEMS SUCH AS CIDER, HONEY, AND MAPLE SYRUP.

# Feed Our Future

## Purchasing Report & Metrics

Waterloo Local School District

2024-2025 School Year



Annual Spend

**\$642.00**

### Farm & Local Partners

- Bauman Orchards

### Spend by Category

Fruit **\$642.00**

Veggie **\$0.00**

Dairy **\$0.00**

Grains **\$0.00**

Meat/  
Meat Alternatives **\$0.00**

Misc. **\$0.00**

### Top Local Purchase

Apples

### Average Food Miles

**37**

### Total Pounds of Local Food

**756**



**OHIO SCHOOLS COUNCIL**  
*Saving Schools Dollars...*

DISCLAIMER COPY: THIS DATA REPRESENTS ONLY LOCAL PURCHASING THROUGH THE OHIO SCHOOLS COUNCIL BID.

\*DAIRY = INCLUDES CHEESE AND YOGURT. DOES NOT INCLUDE FLUID MILK.

\*MISC. = INCLUDES ITEMS SUCH AS CIDER, HONEY, AND MAPLE SYRUP.



# Feed Our Future

## Purchasing Report & Metrics

Wellington Exempted Village School District  
2024-2025 School Year



### Annual Spend

**\$2,795.41**

### Farm & Local Partners

- Bauman Orchards
- County Line Produce Auction
- Dough Gos
- Great Lakes Growers
- Wiers Farm, Inc.

### Spend by Category

Fruit	\$233.25
Veggie	\$101.71
Dairy	\$0.00
Grains	\$2,460.45
Meat/ Meat Alternatives	\$0.00
Misc.	\$0.00

### Top 3 Local Purchases

Whole Grain  
Cookies

Pizza Dough

Apples

### Average Food Miles

46

### Total Pounds of Local Food

1,566



**OHIO SCHOOLS COUNCIL**  
*Saving Schools Dollars...*

DISCLAIMER COPY: THIS DATA REPRESENTS ONLY LOCAL PURCHASING THROUGH THE OHIO SCHOOLS COUNCIL BID.

\*DAIRY = INCLUDES CHEESE AND YOGURT. DOES NOT INCLUDE FLUID MILK.

\*MISC. = INCLUDES ITEMS SUCH AS CIDER, HONEY, AND MAPLE SYRUP.

# Feed Our Future

## Purchasing Report & Metrics

West Carrollton City Schools

2024-2025 School Year



Annual Spend

**\$183.60**

### Farm & Local Partners

- Big Axe Spice

### Spend by Category

Fruit \$0.00

Veggie \$0.00

Dairy \$0.00

Grains \$0.00

Meat/  
Meat Alternatives \$0.00

Misc. \$183.60

### Top Local Purchase

Spices

### Average Food Miles

4

### Total Pounds of Local Food

9



**OHIO SCHOOLS COUNCIL**  
*Saving Schools Dollars...*

DISCLAIMER COPY: THIS DATA REPRESENTS ONLY LOCAL PURCHASING THROUGH THE OHIO SCHOOLS COUNCIL BID.

\*DAIRY = INCLUDES CHEESE AND YOGURT. DOES NOT INCLUDE FLUID MILK.

\*MISC. = INCLUDES ITEMS SUCH AS CIDER, HONEY, AND MAPLE SYRUP.

# Feed Our Future

## Purchasing Report & Metrics

Western Reserve Local Schools

2024-2025 School Year



Annual Spend

**\$933.04**

### Farm & Local Partners

- Bauman Orchards
- Great Lakes Greenhouses, Inc.
- Hermanns Pickles
- Holthouse Farms of Ohio, Inc.

### Spend by Category

Fruit \$0.00

Veggie \$933.04

Dairy \$0.00

Grains \$0.00

Meat/  
Meat Alternatives \$0.00

Misc. \$0.00

### Top 3 Local Purchases

Pickles

Peppers

Cucumbers

Average  
Food Miles

80

Total  
Pounds of  
Local Food

1,105



**OHIO SCHOOLS COUNCIL**  
*Saving Schools Dollars...*

DISCLAIMER COPY: THIS DATA REPRESENTS ONLY LOCAL PURCHASING THROUGH THE OHIO SCHOOLS COUNCIL BID.

\*DAIRY = INCLUDES CHEESE AND YOGURT. DOES NOT INCLUDE FLUID MILK.

\*MISC. = INCLUDES ITEMS SUCH AS CIDER, HONEY, AND MAPLE SYRUP.

# Feed Our Future

## Purchasing Report & Metrics

Westlake City School District

2024-2025 School Year



Annual Spend

**\$7,740.40**

### Farm & Local Partners

- Big Axe Spice
- Dough Gos

### Spend by Category

Fruit \$0.00

Veggie \$0.00

Dairy \$0.00

Grains \$7,718.40

Meat/  
Meat Alternatives \$0.00

Misc. \$22.00

### Top 2 Local Purchases

Whole Grain  
Cookies

Spices

### Average Food Miles

143

### Total Pounds of Local Food

2,589



**OHIO SCHOOLS COUNCIL**  
*Saving Schools Dollars...*

DISCLAIMER COPY: THIS DATA REPRESENTS ONLY LOCAL PURCHASING THROUGH THE OHIO SCHOOLS COUNCIL BID.

\*DAIRY = INCLUDES CHEESE AND YOGURT. DOES NOT INCLUDE FLUID MILK.

\*MISC. = INCLUDES ITEMS SUCH AS CIDER, HONEY, AND MAPLE SYRUP.

# Feed Our Future

## Purchasing Report & Metrics

Windham Exempted Village Schools

2024-2025 School Year



**Annual Spend**

**\$168.76**

### Farm & Local Partners

- Bauman Orchards
- Fruit Growers Marketing Association
- Holthouse Farms of Ohio, Inc.
- Stein's Honey

### Spend by Category

Fruit	\$127.88
Veggie	\$15.83
Dairy	\$0.00
Grains	\$0.00
Meat/ Meat Alternatives	\$0.00
Misc.	\$25.05

### Top 3 Local Purchases

Apples

Peaches

Cucumbers

**Average  
Food Miles**

**80**

**Total  
Pounds of  
Local Food**

**117**



**OHIO SCHOOLS COUNCIL**  
*Saving Schools Dollars...*

DISCLAIMER COPY: THIS DATA REPRESENTS ONLY LOCAL PURCHASING THROUGH THE OHIO SCHOOLS COUNCIL BID.

\*DAIRY = INCLUDES CHEESE AND YOGURT. DOES NOT INCLUDE FLUID MILK.

\*MISC. = INCLUDES ITEMS SUCH AS CIDER, HONEY, AND MAPLE SYRUP.



# Feed Our Future

## Purchasing Report & Metrics

Woodridge Local School District

2024-2025 School Year



Annual Spend

**\$6,864.70**

### Farm & Local Partners

- Dough Gos

### Spend by Category

Fruit \$0.00

Veggie \$0.00

Dairy \$0.00

Grains \$6,819.70

Meat/  
Meat Alternatives \$0.00

Misc. \$45.00

### Top 2 Local Purchases

Whole Grain  
Cookie

Breakfast  
Bars

Average  
Food Miles

33

Total  
Pounds of  
Local Food

2,315



**OHIO SCHOOLS COUNCIL**  
*Saving Schools Dollars...*

DISCLAIMER COPY: THIS DATA REPRESENTS ONLY LOCAL PURCHASING THROUGH THE OHIO SCHOOLS COUNCIL BID.

\*DAIRY = INCLUDES CHEESE AND YOGURT. DOES NOT INCLUDE FLUID MILK.

\*MISC. = INCLUDES ITEMS SUCH AS CIDER, HONEY, AND MAPLE SYRUP.