

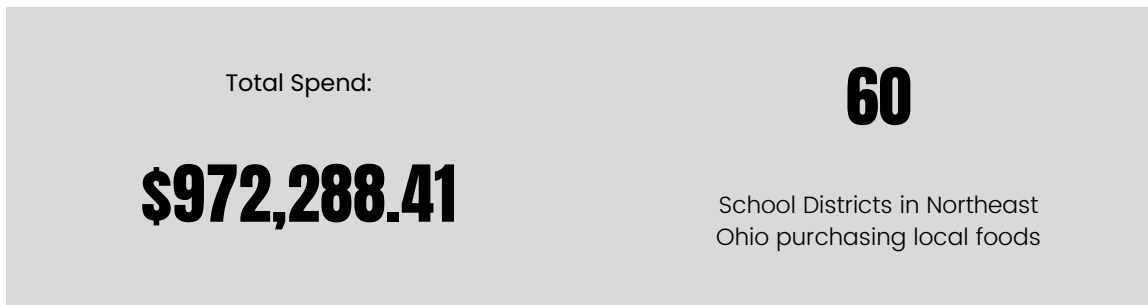


Feed Our Future Farm to School Local Purchasing Report

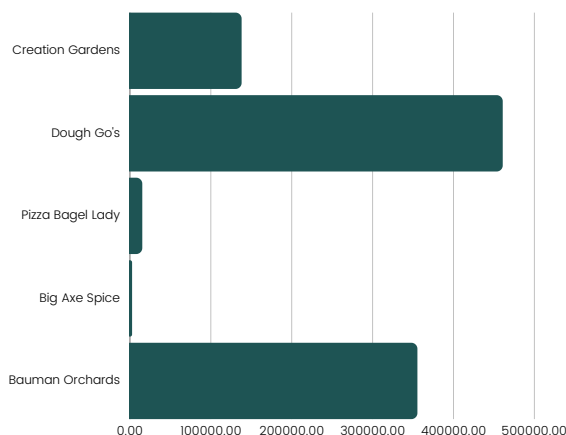
2023-2024 School Year

Feed Our Future is a cross-sector collaboration of organizations and individuals that work together to ensure that ALL children, regardless of their school district, have access to fresh, healthy, and when available local foods. A critical component to this work is making it as easy as possible for school districts to buy local foods within federal procurement policies and procedures.

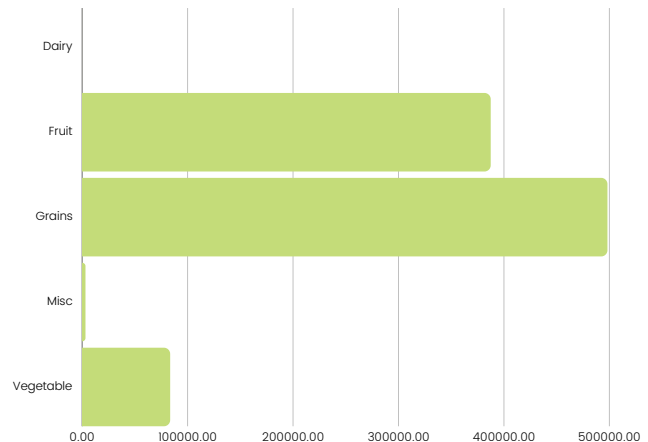
Since 2015, Feed Our Future and Ohio Schools Council have innovated a farm to school bid that supports local food procurement by school districts across Northeast Ohio. The bid focuses on fruits, vegetables, and value added products with local ingredients, and provides the infrastructure and opportunity needed by school districts to buy local foods.



Local Food Sales by Vendor:



Spending by Meal Component:



51%

Of sales were to producers designated as either Minority-Owned, LGBT-Owned, Small Business Enterprise, Veteran-Owned, or Woman-Owned



Feed Our Future Northeast Ohio Purchasing Trends



GROWTH FROM THE 2022-2023 SCHOOL YEAR

33%

increase in the number of school districts that purchased local foods.

43%

increase in spending across all OSC farm to school vendors.

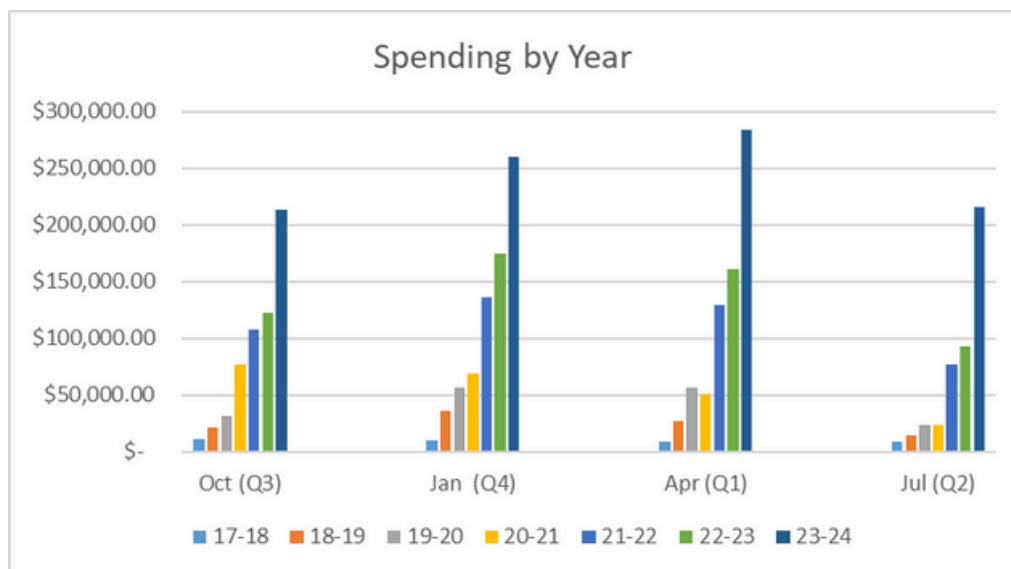
5

small and/or medium sized producers entered the school supply chain for the first time.

WHERE WE ARE HEADED FOR THE 2024-2025 SCHOOL YEAR

1. Working alongside **12** approved farm to school vendors.
2. Launching our cost share program, supporting **small equipment purchases** to OSC schools that purchase local foods.
3. **Capacity building** for school nutrition professionals to inspire local menus, regardless of the size and scale of the meal program.

Feed Our Future and Ohio Schools Council have partnered on the farm to school bid since the 2017-2018 school year, with almost **\$2.5 million** spent on locally and regionally produced foods.



Feed Our Future

Purchasing Report & Metrics

Akron City School District

2023-2024 School Year



Annual Spend

\$76,816.60

Farm & Local Partners

- Bauman Orchards
- Dough Go's

Spend by Category

Fruit	\$23,100.00
Veggie	\$0.00
Dairy	\$0.00
Grains	\$53,716.60
Meat/ Meat Alternatives	\$0.00
Misc.	\$0.00

Top 3 Local Purchases

Whole Grain
Cookies

Breakfast
Bars

Apples

Average Food Miles

24

Total Pounds of Local Food

44,480



OHIO SCHOOLS COUNCIL
Saving Schools Dollars...

DISCLAIMER COPY: THIS DATA REPRESENTS ONLY LOCAL PURCHASING THROUGH THE OHIO SCHOOLS COUNCIL BID.

*DAIRY = INCLUDES CHEESE AND YOGURT. DOES NOT INCLUDE FLUID MILK.

*MISC. = INCLUDES ITEMS SUCH AS CIDER, HONEY, AND MAPLE SYRUP.

Feed Our Future

Purchasing Report & Metrics

Amherst Exempted Village Schools

2023-2024 School Year



Annual Spend

\$428.48

Farm & Local Partners

- Bauman Orchards
- The Pizza Bagel Lady

Spend by Category

Fruit	\$176.00
Veggie	\$0.00
Dairy	\$0.00
Grains	\$252.48
Meat/ Meat Alternatives	\$0.00
Misc.	\$0.00

Top 2 Local Purchases

Pretzel Bites

Apples

Average Food Miles

44

Total Pounds of Local Food

280



OHIO SCHOOLS COUNCIL
Saving Schools Dollars...

DISCLAIMER COPY: THIS DATA REPRESENTS ONLY LOCAL PURCHASING THROUGH THE OHIO SCHOOLS COUNCIL BID.

*DAIRY = INCLUDES CHEESE AND YOGURT. DOES NOT INCLUDE FLUID MILK.

*MISC. = INCLUDES ITEMS SUCH AS CIDER, HONEY, AND MAPLE SYRUP.

Feed Our Future

Purchasing Report & Metrics

Arcanum Butler School District
2023-2024 School Year



Annual Spend

\$260.00

Farm & Local Partners

- Big Axe Spices

Spend by Category

Fruit	\$0.00
Veggie	\$0.00
Dairy	\$0.00
Grains	\$0.00
Meat/ Meat Alternatives	\$0.00
Misc.	\$260.00

Top Local Purchase

Spices

Average Food Miles

35

Total Pounds of Local Food

14



Feed Our Future

Purchasing Report & Metrics

Arlington Local Schools

2023-2024 School Year



Annual Spend

\$80.00

Farm & Local Partners

- Big Axe Spices

Spend by Category

Fruit	\$0.00
Veggie	\$0.00
Dairy	\$0.00
Grains	\$0.00
Meat/ Meat Alternatives	\$0.00
Misc.	\$80.00

Top Local Purchase

Spices

Average Food Miles

118

Total Pounds of Local Food

6



Feed Our Future

Purchasing Report & Metrics

Avon Local Schools
2023-2024 School Year



Annual Spend

\$252.00

Farm & Local Partners

- Bauman Orchards

Spend by Category

Fruit	\$252.00
Veggie	\$0.00
Dairy	\$0.00
Grains	\$0.00
Meat/ Meat Alternatives	\$0.00
Misc.	\$0.00

Top Local Purchase

Apples

Average Food Miles

50

Total Pounds of Local Food

320



Feed Our Future

Purchasing Report & Metrics

Avon Lake School District

2023-2024 School Year



Annual Spend

\$8,855.05

Farm & Local Partners

- Bauman Orchards
- Dough Go's
- Fresh Local Produce of Ohio
- Holthouse Farms

Spend by Category

Fruit	\$398.00
Veggie	\$38.75
Dairy	\$0.00
Grains	\$8,418.30
Meat/ Meat Alternatives	\$0.00
Misc.	\$0.00

Top 3 Local Purchases

Whole Grain
Cookies

Apples

Lettuce

Average Food Miles

59

Total Pounds of Local Food

2,988



OHIO SCHOOLS COUNCIL
Saving Schools Dollars...

DISCLAIMER COPY: THIS DATA REPRESENTS ONLY LOCAL PURCHASING THROUGH THE OHIO SCHOOLS COUNCIL BID.

*DAIRY = INCLUDES CHEESE AND YOGURT. DOES NOT INCLUDE FLUID MILK.

*MISC. = INCLUDES ITEMS SUCH AS CIDER, HONEY, AND MAPLE SYRUP.

Feed Our Future

Purchasing Report & Metrics

Barberton City School District

2023-2024 School Year



Annual Spend

\$7,772.00

Farm & Local Partners

- Bauman Orchards

Spend by Category

Fruit	\$7,772.00
Veggie	\$0.00
Dairy	\$0.00
Grains	\$0.00
Meat/ Meat Alternatives	\$0.00
Misc.	\$0.00

Top Local Purchase

Apples

Average Food Miles

11

Total Pounds of Local Food

9,960



Feed Our Future

Purchasing Report & Metrics

Bedford City School District

2023-2024 School Year



Annual Spend

\$5,039.60

Farm & Local Partners

- Bauman Orchards
- The Pizza Bagel Lady

Spend by Category

Fruit	\$377.00
Veggie	\$0.00
Dairy	\$0.00
Grains	\$4,662.60
Meat/ Meat Alternatives	\$0.00
Misc.	\$0.00

Top 2 Local Purchases

Pizza
Bagels

Apples

Average Food Miles

29

Total Pounds of Local Food

2,141



OHIO SCHOOLS COUNCIL
Saving Schools Dollars...

DISCLAIMER COPY: THIS DATA REPRESENTS ONLY LOCAL PURCHASING THROUGH THE OHIO SCHOOLS COUNCIL BID.

*DAIRY = INCLUDES CHEESE AND YOGURT. DOES NOT INCLUDE FLUID MILK.

*MISC. = INCLUDES ITEMS SUCH AS CIDER, HONEY, AND MAPLE SYRUP.

Feed Our Future

Purchasing Report & Metrics

Berea City School District

2023-2024 School Year



Annual Spend

\$1,133.00

Farm & Local Partners

- Dough Go's

Spend by Category

Fruit	\$0.00
Veggie	\$0.00
Dairy	\$0.00
Grains	\$1,133.00
Meat/ Meat Alternatives	\$0.00
Misc.	\$0.00

Top Local Purchase

Whole Grain
Cookies

Average Food Miles

59

Total Pounds of Local Food

330



OHIO SCHOOLS COUNCIL
Saving Schools Dollars...

DISCLAIMER COPY: THIS DATA REPRESENTS ONLY LOCAL PURCHASING THROUGH THE OHIO SCHOOLS COUNCIL BID.

*DAIRY = INCLUDES CHEESE AND YOGURT. DOES NOT INCLUDE FLUID MILK.

*MISC. = INCLUDES ITEMS SUCH AS CIDER, HONEY, AND MAPLE SYRUP.

Feed Our Future

Purchasing Report & Metrics

Brecksville-Broadview Heights City School District
2023-2024 School Year



Annual Spend

\$21,028.47

Farm & Local Partners

- Bauman Orchards
- Dough Go's
- Fox Tail Farms
- Holthouse Farm
- The Pizza Bagel Lady
- Quarry Hill Orchards
- Riehm Produce Farm
- Shagbark Seed and Mill

Spend by Category

Fruit	\$1,345.65
Veggie	\$343.55
Dairy	\$0.00
Grains	\$19,339.27
Meat/ Meat Alternatives	\$0.00
Misc.	\$0.00

Top 3 Local Purchases

Whole Grain
Cookies

Pizza
Bagels

Pizza Dough

Average Food Miles

80

Total Pounds of Local Food

10,820



Feed Our Future

Purchasing Report & Metrics

Buckeye Local School District
2023-2024 School Year



Annual Spend

\$439.55

Farm & Local Partners

- Dough Go's

Spend by Category

Fruit	\$0.00
Veggie	\$0.00
Dairy	\$0.00
Grains	\$439.55
Meat/ Meat Alternatives	\$0.00
Misc.	\$0.00

Top Local Purchase

Pizza Dough

Average Food Miles

54

Total Pounds of Local Food

386



OHIO SCHOOLS COUNCIL
Saving Schools Dollars...

DISCLAIMER COPY: THIS DATA REPRESENTS ONLY LOCAL PURCHASING THROUGH THE OHIO SCHOOLS COUNCIL BID.

*DAIRY = INCLUDES CHEESE AND YOGURT. DOES NOT INCLUDE FLUID MILK.

*MISC. = INCLUDES ITEMS SUCH AS CIDER, HONEY, AND MAPLE SYRUP.

Feed Our Future

Purchasing Report & Metrics

Canton City School District

2023-2024 School Year



Annual Spend

\$29,993.80

Farm & Local Partners

- Dough Go's

Spend by Category

Fruit	\$0.00
Veggie	\$0.00
Dairy	\$0.00
Grains	\$29,993.80
Meat/ Meat Alternatives	\$0.00
Misc.	\$0.00

Top 2 Local Purchases

Pizza Dough

Whole Grain
Cookies

Average Food Miles

4

Total Pounds of Local Food

25,804



OHIO SCHOOLS COUNCIL
Saving Schools Dollars...

DISCLAIMER COPY: THIS DATA REPRESENTS ONLY LOCAL PURCHASING THROUGH THE OHIO SCHOOLS COUNCIL BID.

*DAIRY = INCLUDES CHEESE AND YOGURT. DOES NOT INCLUDE FLUID MILK.

*MISC. = INCLUDES ITEMS SUCH AS CIDER, HONEY, AND MAPLE SYRUP.

Feed Our Future

Purchasing Report & Metrics

Cleveland Metropolitan School District

2023-2024 School Year



Annual Spend

\$345,518.78

Farm & Local Partners

- Bauman Orchards
- Dough Go's
- Holthouse Farms
- Oberlin Food Hub
- Queen City Farms
- Richland Gro-Op
- Riehm Produce Farm

Spend by Category

Fruit	\$196,998.00
Veggie	\$14,964.23
Dairy	\$0.00
Grains	\$133,556.55
Meat/ Meat Alternatives	\$0.00
Misc.	\$0.00

Top 3 Local Purchases

Apples

Breakfast
Bars

Whole Grain
Cookies

Average Food Miles

93

Total Pounds of Local Food

354,383



OHIO SCHOOLS COUNCIL
Saving Schools Dollars...

DISCLAIMER COPY: THIS DATA REPRESENTS ONLY LOCAL PURCHASING THROUGH THE OHIO SCHOOLS COUNCIL BID.

*DAIRY = INCLUDES CHEESE AND YOGURT. DOES NOT INCLUDE FLUID MILK.

*MISC. = INCLUDES ITEMS SUCH AS CIDER, HONEY, AND MAPLE SYRUP.

Feed Our Future

Purchasing Report & Metrics

Cloverleaf Local School District
2023-2024 School Year



Annual Spend

\$17,560.60

Farm & Local Partners

- Bauman Orchards
- Dough Go's
- Fresh Local Produce of Ohio

Spend by Category

Fruit	\$10,917.00
Veggie	\$640.00
Dairy	\$0.00
Grains	\$5,941.60
Meat/ Meat Alternatives	\$0.00
Misc.	\$62.00

Top 3 Local Purchases

Whole Grain
Cookies

Lettuce

Apples

Average Food Miles

32

Total Pounds of Local Food

16,068



Feed Our Future

Purchasing Report & Metrics

Copley-Fairlawn City Schools

2023-2024 School Year



Annual Spend

\$2,878.70

Farm & Local Partners

- Dough Go's

Spend by Category

Fruit	\$280.00
Veggie	\$0.00
Dairy	\$0.00
Grains	\$2,598.70
Meat/ Meat Alternatives	\$0.00
Misc.	\$0.00

Top 3 Local Purchases

Whole Grain
Cookies

Apples

Breakfast
Bars

Average Food Miles

31

Total Pounds of Local Food

1,220



OHIO SCHOOLS COUNCIL
Saving Schools Dollars...

DISCLAIMER COPY: THIS DATA REPRESENTS ONLY LOCAL PURCHASING THROUGH THE OHIO SCHOOLS COUNCIL BID.

*DAIRY = INCLUDES CHEESE AND YOGURT. DOES NOT INCLUDE FLUID MILK.

*MISC. = INCLUDES ITEMS SUCH AS CIDER, HONEY, AND MAPLE SYRUP.

Feed Our Future

Purchasing Report & Metrics

Cuyahoga Heights Schools

2023-2024 School Year



Annual Spend

\$548.36

Farm & Local Partners

- Bauman Orchards
- The Pizza Bagel Lady

Spend by Category

Fruit	\$0.00
Veggie	\$0.00
Dairy	\$0.00
Grains	\$488.36
Meat/ Meat Alternatives	\$0.00
Misc.	\$60.00

Top 3 Local Purchases

Pizza
Bagels

Spices

Pizza Dough

Average Food Miles

25

Total Pounds of Local Food

169



OHIO SCHOOLS COUNCIL
Saving Schools Dollars...

DISCLAIMER COPY: THIS DATA REPRESENTS ONLY LOCAL PURCHASING THROUGH THE OHIO SCHOOLS COUNCIL BID.

*DAIRY = INCLUDES CHEESE AND YOGURT. DOES NOT INCLUDE FLUID MILK.

*MISC. = INCLUDES ITEMS SUCH AS CIDER, HONEY, AND MAPLE SYRUP.

Feed Our Future

Purchasing Report & Metrics

Cuyahoga Valley Career Center
2023-2024 School Year



Annual Spend

\$351.70

Farm & Local Partners

- Dough Go's

Spend by Category

Fruit	\$0.00
Veggie	\$0.00
Dairy	\$0.00
Grains	\$351.70
Meat/ Meat Alternatives	\$0.00
Misc.	\$0.00

Top Local Purchase

Pizza Dough

Average Food Miles

50

Total Pounds of Local Food

344



OHIO SCHOOLS COUNCIL
Saving Schools Dollars...

DISCLAIMER COPY: THIS DATA REPRESENTS ONLY LOCAL PURCHASING THROUGH THE OHIO SCHOOLS COUNCIL BID.

*DAIRY = INCLUDES CHEESE AND YOGURT. DOES NOT INCLUDE FLUID MILK.

*MISC. = INCLUDES ITEMS SUCH AS CIDER, HONEY, AND MAPLE SYRUP.

Feed Our Future

Purchasing Report & Metrics

Dalton Local Schools
2023-2024 School Year



Annual Spend

\$1,749.55

Farm & Local Partners

- Big Axe Spices
- Dough Go's

Spend by Category

Fruit	\$0.00
Veggie	\$0.00
Dairy	\$0.00
Grains	\$1,287.55
Meat/ Meat Alternatives	\$0.00
Misc.	\$462.00

Top 3 Local Purchases

Whole Grain
Cookies

Pizza Dough

Spices

Average Food Miles

109

Total Pounds of Local Food

1,212



OHIO SCHOOLS COUNCIL
Saving Schools Dollars...

DISCLAIMER COPY: THIS DATA REPRESENTS ONLY LOCAL PURCHASING THROUGH THE OHIO SCHOOLS COUNCIL BID.

*DAIRY = INCLUDES CHEESE AND YOGURT. DOES NOT INCLUDE FLUID MILK.

*MISC. = INCLUDES ITEMS SUCH AS CIDER, HONEY, AND MAPLE SYRUP.

Feed Our Future

Purchasing Report & Metrics

East Holmes Local School District
2023-2024 School Year



Annual Spend

\$2,971.30

Farm & Local Partners

- Dough Go's

Spend by Category

Fruit	\$0.00
Veggie	\$0.00
Dairy	\$0.00
Grains	\$2,971.30
Meat/ Meat Alternatives	\$0.00
Misc.	\$0.00

Top 3 Local Purchases

Whole Grain
Cookies

Pizza Dough

Breakfast
Bars

Average Food Miles

43

Total Pounds of Local Food

2,065



OHIO SCHOOLS COUNCIL
Saving Schools Dollars...

DISCLAIMER COPY: THIS DATA REPRESENTS ONLY LOCAL PURCHASING THROUGH THE OHIO SCHOOLS COUNCIL BID.

*DAIRY = INCLUDES CHEESE AND YOGURT. DOES NOT INCLUDE FLUID MILK.

*MISC. = INCLUDES ITEMS SUCH AS CIDER, HONEY, AND MAPLE SYRUP.

Feed Our Future

Purchasing Report & Metrics

Euclid City School District

2023-2024 School Year



Annual Spend

\$3,441.00

Farm & Local Partners

- Bauman Orchards
- Dough Go's

Spend by Category

Fruit	\$144.00
Veggie	\$0.00
Dairy	\$0.00
Grains	\$3,297.00
Meat/ Meat Alternatives	\$0.00
Misc.	\$0.00

Top 3 Local Purchases

Pizza Dough

Whole Grain
Cookies

Breakfast
Bars

Average Food Miles

64

Total Pounds of Local Food

3,525



OHIO SCHOOLS COUNCIL
Saving Schools Dollars...

DISCLAIMER COPY: THIS DATA REPRESENTS ONLY LOCAL PURCHASING THROUGH THE OHIO SCHOOLS COUNCIL BID.

*DAIRY = INCLUDES CHEESE AND YOGURT. DOES NOT INCLUDE FLUID MILK.

*MISC. = INCLUDES ITEMS SUCH AS CIDER, HONEY, AND MAPLE SYRUP.

Feed Our Future

Purchasing Report & Metrics

Fairview Park City Schools

2023-2024 School Year



Annual Spend

\$5,012.50

Farm & Local Partners

- Bauman Orchards
- Dough Go's
- Fresh Local Produce of Ohio
- Holthouse Farms
- Shagbark Seed and Mill
- The Pizza Bagel Lady

Spend by Category

Fruit	\$1,838.00
Veggie	\$111.75
Dairy	\$0.00
Grains	\$3,062.75
Meat/ Meat Alternatives	\$0.00
Misc.	\$0.00

Top 3 Local Purchases

Whole Grain
Cookies

Apples

Breakfast
Bars

Average Food Miles

63

Total Pounds of Local Food

3,285



OHIO SCHOOLS COUNCIL
Saving Schools Dollars...

DISCLAIMER COPY: THIS DATA REPRESENTS ONLY LOCAL PURCHASING THROUGH THE OHIO SCHOOLS COUNCIL BID.

*DAIRY = INCLUDES CHEESE AND YOGURT. DOES NOT INCLUDE FLUID MILK.

*MISC. = INCLUDES ITEMS SUCH AS CIDER, HONEY, AND MAPLE SYRUP.

Feed Our Future

Purchasing Report & Metrics

Garfield Heights City Schools
2023-2024 School Year



Annual Spend

\$13,489.50

Farm & Local Partners

- Dough Go's

Spend by Category

Fruit	\$0.00
Veggie	\$0.00
Dairy	\$0.00
Grains	\$13,489.50
Meat/ Meat Alternatives	\$0.00
Misc.	\$0.00

Top 2 Local Purchases

Whole Grain
Cookies

Breakfast
Bars

Average Food Miles

55

Total Pounds of Local Food

3,875



Feed Our Future

Purchasing Report & Metrics

Green Local Schools
2023-2024 School Year



Annual Spend

\$1,148.00

Farm & Local Partners

- Bauman Orchards

Spend by Category

Fruit	\$1,148.00
Veggie	\$0.00
Dairy	\$0.00
Grains	\$0.00
Meat/ Meat Alternatives	\$0.00
Misc.	\$0.00

Top Local Purchase

Apples

Average Food Miles

20

Total Pounds of Local Food

1,640



Feed Our Future

Purchasing Report & Metrics

Highland Local Schools

2023-2024 School Year



Annual Spend

\$9,533.39

Farm & Local Partners

- Bauman Orchards
- Dough Go's
- Fresh Local Produce of Ohio
- Libby's Gourmet Desserts
- Shagbark Seed and Mill
- Sidekicks Salsa

Spend by Category

Fruit	\$1,275.00
Veggie	\$115.74
Dairy	\$0.00
Grains	\$8,142.65
Meat/ Meat Alternatives	\$0.00
Misc.	\$0.00

Top 3 Local Purchases

Whole Grain
Cookies

Apples

Tortilla
Chips

Average Food Miles

87

Total Pounds of Local Food

5,817



OHIO SCHOOLS COUNCIL
Saving Schools Dollars...

DISCLAIMER COPY: THIS DATA REPRESENTS ONLY LOCAL PURCHASING THROUGH THE OHIO SCHOOLS COUNCIL BID.

*DAIRY = INCLUDES CHEESE AND YOGURT. DOES NOT INCLUDE FLUID MILK.

*MISC. = INCLUDES ITEMS SUCH AS CIDER, HONEY, AND MAPLE SYRUP.

Feed Our Future

Purchasing Report & Metrics

Hudson City Schools
2023-2024 School Year



Annual Spend

\$26,618.80

Farm & Local Partners

- Dough Go's
- The Pizza Bagel Lady

Spend by Category

Fruit	\$0.00
Veggie	\$0.00
Dairy	\$0.00
Grains	\$26,618.80
Meat/ Meat Alternatives	\$0.00
Misc.	\$0.00

Top 3 Local Purchases

Whole Grain
Cookies

Pizza Dough

Breakfast
Bars

Average Food Miles

33

Total Pounds of Local Food

16,181



Feed Our Future

Purchasing Report & Metrics

Independence Local Schools

2023-2024 School Year



Annual Spend

\$3,714.25

Farm & Local Partners

- Dough Go's

Spend by Category

Fruit	\$0.00
Veggie	\$00.00
Dairy	\$0.00
Grains	\$3,174.25
Meat/ Meat Alternatives	\$0.00
Misc.	\$0.00

Top Local Purchase

Whole Grain
Cookies

Average Food Miles

51

Total Pounds of Local Food

1,100



OHIO SCHOOLS COUNCIL
Saving Schools Dollars...

DISCLAIMER COPY: THIS DATA REPRESENTS ONLY LOCAL PURCHASING THROUGH THE OHIO SCHOOLS COUNCIL BID.

*DAIRY = INCLUDES CHEESE AND YOGURT. DOES NOT INCLUDE FLUID MILK.

*MISC. = INCLUDES ITEMS SUCH AS CIDER, HONEY, AND MAPLE SYRUP.

Feed Our Future

Purchasing Report & Metrics

Jackson Local School District

2023-2024 School Year



Annual Spend

\$20,195.44

Farm & Local Partners

- Bauman Orchards
- Big Axe Spices
- Dough Go's
- The Pizza Bagel Lady

Spend by Category

Fruit	\$5,584.00
Veggie	\$0.00
Dairy	\$0.00
Grains	\$14,367.44
Meat/ Meat Alternatives	\$0.00
Misc.	\$244.00

Top 3 Local Purchases

Breakfast
Bars

Whole Grain
Cookies

Apples

Average Food Miles

74

Total Pounds of Local Food

10,977



OHIO SCHOOLS COUNCIL
Saving Schools Dollars...

DISCLAIMER COPY: THIS DATA REPRESENTS ONLY LOCAL PURCHASING THROUGH THE OHIO SCHOOLS COUNCIL BID.

*DAIRY = INCLUDES CHEESE AND YOGURT. DOES NOT INCLUDE FLUID MILK.

*MISC. = INCLUDES ITEMS SUCH AS CIDER, HONEY, AND MAPLE SYRUP.

Feed Our Future

Purchasing Report & Metrics

James A. Garfield Local Schools

2023-2024 School Year



Annual Spend

\$3,612.10

Farm & Local Partners

- Dough Go's

Spend by Category

Fruit	\$0.00
Veggie	\$0.00
Dairy	\$0.00
Grains	\$3,612.10
Meat/ Meat Alternatives	\$0.00
Misc.	\$0.00

Top Local Purchase

Whole Grain
Cookies

Average Food Miles

41

Total Pounds of Local Food

1,073



OHIO SCHOOLS COUNCIL
Saving Schools Dollars...

DISCLAIMER COPY: THIS DATA REPRESENTS ONLY LOCAL PURCHASING THROUGH THE OHIO SCHOOLS COUNCIL BID.

*DAIRY = INCLUDES CHEESE AND YOGURT. DOES NOT INCLUDE FLUID MILK.

*MISC. = INCLUDES ITEMS SUCH AS CIDER, HONEY, AND MAPLE SYRUP.

Feed Our Future

Purchasing Report & Metrics

Joseph Badger Schools

2023-2024 School Year



Annual Spend

\$656.00

Farm & Local Partners

- Bauman Orchards

Spend by Category

Fruit	\$656.00
Veggie	\$0.00
Dairy	\$0.00
Grains	\$4,251.62
Meat/ Meat Alternatives	\$0.00
Misc.	\$0.00

Top Local Purchase

Apples

Average Food Miles

92

Total Pounds of Local Food

880



Feed Our Future

Purchasing Report & Metrics

Kenston Local Schools
2023-2024 School Year



Annual Spend

\$919.50

Farm & Local Partners

- Bauman Orchards
- Big Axe Spices
- Fresh Local Produce of Ohio
- Holthouse Farms
- Shagbark Seed & Mill

Spend by Category

Fruit	\$644.40
Veggie	\$109.50
Dairy	\$0.00
Grains	\$86.00
Meat/ Meat Alternatives	\$0.00
Misc.	\$60.00

Top 3 Local Purchases

Lettuce

Apples

Tortilla
Chips

Average Food Miles

128

Total Pounds of Local Food

852



OHIO SCHOOLS COUNCIL
Saving Schools Dollars...

DISCLAIMER COPY: THIS DATA REPRESENTS ONLY LOCAL PURCHASING THROUGH THE OHIO SCHOOLS COUNCIL BID.

*DAIRY = INCLUDES CHEESE AND YOGURT. DOES NOT INCLUDE FLUID MILK.

*MISC. = INCLUDES ITEMS SUCH AS CIDER, HONEY, AND MAPLE SYRUP.

Feed Our Future

Purchasing Report & Metrics

Louisville City School District
2023-2024 School Year



Annual Spend

\$4,461.80

Farm & Local Partners

- Dough Go's

Spend by Category

Fruit	\$0.00
Veggie	\$0.00
Dairy	\$0.00
Grains	\$4,461.80
Meat/ Meat Alternatives	\$0.00
Misc.	\$0.00

Top 2 Local Purchases

Whole Grain
Cookies

Breakfast
Bars

Average Food Miles

9

Total Pounds of Local Food

1,235



OHIO SCHOOLS COUNCIL
Saving Schools Dollars...

DISCLAIMER COPY: THIS DATA REPRESENTS ONLY LOCAL PURCHASING THROUGH THE OHIO SCHOOLS COUNCIL BID.

*DAIRY = INCLUDES CHEESE AND YOGURT. DOES NOT INCLUDE FLUID MILK.

*MISC. = INCLUDES ITEMS SUCH AS CIDER, HONEY, AND MAPLE SYRUP.

Feed Our Future

Purchasing Report & Metrics

Manchester Local School District
2023-2024 School Year



Annual Spend

\$508.00

Farm & Local Partners

- Bauman Orchards

Spend by Category

Fruit	\$50800
Veggie	\$0.00
Dairy	\$0.00
Grains	\$0.00
Meat/ Meat Alternatives	\$0.00
Misc.	\$0.00

Top Local Purchase

Apples

Average Food Miles

16

Total Pounds of Local Food

640



Feed Our Future

Purchasing Report & Metrics

Maple Heights City Schools

2023-2024 School Year



Annual Spend

\$1,737.20

Farm & Local Partners

- Bauman Orchards
- Dough Go's

Spend by Category

Fruit	\$155.00
Veggie	\$0.00
Dairy	\$0.00
Grains	\$1,582.20
Meat/ Meat Alternatives	\$0.00
Misc.	\$0.00

Top 3 Local Purchases

Whole Grain
Cookies

Breakfast
Bars

Pizza Dough

Average
Food Miles

45

Total
Pounds of
Local Food

1,315



OHIO SCHOOLS COUNCIL
Saving Schools Dollars...

DISCLAIMER COPY: THIS DATA REPRESENTS ONLY LOCAL PURCHASING THROUGH THE OHIO SCHOOLS COUNCIL BID.

*DAIRY = INCLUDES CHEESE AND YOGURT. DOES NOT INCLUDE FLUID MILK.

*MISC. = INCLUDES ITEMS SUCH AS CIDER, HONEY, AND MAPLE SYRUP.

Feed Our Future

Purchasing Report & Metrics

Massillon City Schools

2023-2024 School Year



Annual Spend

\$1,244.92

Farm & Local Partners

- Dough Go's
- The Pizza Bagel Lady

Spend by Category

Fruit	\$0.00
Veggie	\$0.00
Dairy	\$0.00
Grains	\$1,244.92
Meat/ Meat Alternatives	\$0.00
Misc.	\$0.00

Top 3 Local Purchases

Breakfast
Bars

Whole Grain
Cookies

Pretzel
Bites

Average Food Miles

36

Total Pounds of Local Food

430



OHIO SCHOOLS COUNCIL
Saving Schools Dollars...

DISCLAIMER COPY: THIS DATA REPRESENTS ONLY LOCAL PURCHASING THROUGH THE OHIO SCHOOLS COUNCIL BID.

*DAIRY = INCLUDES CHEESE AND YOGURT. DOES NOT INCLUDE FLUID MILK.

*MISC. = INCLUDES ITEMS SUCH AS CIDER, HONEY, AND MAPLE SYRUP.

Feed Our Future

Purchasing Report & Metrics

Medina City Schools
2023-2024 School Year



Annual Spend

\$5,367.90

Farm & Local Partners

- Big Axe Spices
- Dough Go's

Spend by Category

Fruit	\$0.00
Veggie	\$0.00
Dairy	\$0.00
Grains	\$4,969.90
Meat/ Meat Alternatives	\$0.00
Misc.	\$398.00

Top 3 Local Purchases

Whole Grain
Cookies

Breakfast
Bars

Spices

Average Food Miles

119

Total Pounds of Local Food

1,829



OHIO SCHOOLS COUNCIL
Saving Schools Dollars...

DISCLAIMER COPY: THIS DATA REPRESENTS ONLY LOCAL PURCHASING THROUGH THE OHIO SCHOOLS COUNCIL BID.

*DAIRY = INCLUDES CHEESE AND YOGURT. DOES NOT INCLUDE FLUID MILK.

*MISC. = INCLUDES ITEMS SUCH AS CIDER, HONEY, AND MAPLE SYRUP.

Feed Our Future

Purchasing Report & Metrics

Mentor Public Schools

2023-2024 School Year



Annual Spend

\$3,474.00

Farm & Local Partners

- Bauman Orchards

Spend by Category

Fruit	\$3,474.00
Veggie	\$0.00
Dairy	\$0.00
Grains	\$0.00
Meat/ Meat Alternatives	\$0.00
Misc.	\$0.00

Top Local Purchase

Apples

Average Food Miles

66

Total Pounds of Local Food

5,280



OHIO SCHOOLS COUNCIL
Saving Schools Dollars...

DISCLAIMER COPY: THIS DATA REPRESENTS ONLY LOCAL PURCHASING THROUGH THE OHIO SCHOOLS COUNCIL BID.

*DAIRY = INCLUDES CHEESE AND YOGURT. DOES NOT INCLUDE FLUID MILK.

*MISC. = INCLUDES ITEMS SUCH AS CIDER, HONEY, AND MAPLE SYRUP.

Feed Our Future

Purchasing Report & Metrics

Miamisburg City School District

2022-2023 School Year



Annual Spend

\$312.00

Farm & Local Partners

- Big Axe Spices

Spend by Category

Fruit	\$0.00
Veggie	\$0.00
Dairy	\$0.00
Grains	\$0.00
Meat/ Meat Alternatives	\$0.00
Misc.	\$312.00

Top Local Purchase

Spices

Average Food Miles

4

Total Pounds of Local Food

18



Feed Our Future

Purchasing Report & Metrics

North Royalton City Schools

2023-2024 School Year



Annual Spend

\$144.50

Farm & Local Partners

- Bauman Orchards
- Holthouse Farms

Spend by Category

Fruit	\$128.00
Veggie	\$0.00
Dairy	\$0.00
Grains	\$0.00
Meat/ Meat Alternatives	\$0.00
Misc.	\$16.50

Top 2 Local Purchases

Apples

Cucumbers

Average Food Miles

54

Total Pounds of Local Food

500



OHIO SCHOOLS COUNCIL
Saving Schools Dollars...

DISCLAIMER COPY: THIS DATA REPRESENTS ONLY LOCAL PURCHASING THROUGH THE OHIO SCHOOLS COUNCIL BID.

*DAIRY = INCLUDES CHEESE AND YOGURT. DOES NOT INCLUDE FLUID MILK.

*MISC. = INCLUDES ITEMS SUCH AS CIDER, HONEY, AND MAPLE SYRUP.

Feed Our Future

Purchasing Report & Metrics

Norton City Schools
2023-2024 School Year



Annual Spend

\$7,657.25

Farm & Local Partners

- Dough Go's

Spend by Category

Fruit	\$0.00
Veggie	\$0.00
Dairy	\$0.00
Grains	\$7,657.25
Meat/ Meat Alternatives	\$0.00
Misc.	\$0.00

Top Local Purchase

Whole Grain
Cookies

Average Food Miles

28

Total Pounds of Local Food

2,450



Feed Our Future

Purchasing Report & Metrics

Olmsted Falls City Schools

2023-2024 School Year



Annual Spend

\$8,559.25

Farm & Local Partners

- Dough Go's

Spend by Category

Fruit	\$0.00
Veggie	\$0.00
Dairy	\$0.00
Grains	\$8,559.25
Meat/ Meat Alternatives	\$0.00
Misc.	\$0.00

Top Local Purchase

Whole Grain
Cookies

Average Food Miles

63

Total Pounds of Local Food

2,730



Feed Our Future

Purchasing Report & Metrics

Parma City School District

2023-2024 School Year



Annual Spend

\$218,295.85

Farm & Local Partners

- Bauman Orchards
- Dough Go's
- Fox Tail Farm
- Fresh Local Produce of Ohio
- Holthouse Farms
- Local Roots
- Middlefield Cheese
- Richland Gro-Op
- Riehm Produce Farm
- Shagbark Seed & Mill
- Snowville Creamery
- The Pizza Bagel Lady

Spend by Category

Fruit	\$88,818.50
Veggie	\$62,469.01
Dairy	\$14.63
Grains	\$66,979.71
Meat/ Meat Alternatives	\$0.00
Misc.	\$14.00

Top 3 Local Purchases

Apples

Lettuce

Pizza Dough

Average Food Miles

80

Total Pounds of Local Food

175,192



Feed Our Future

Purchasing Report & Metrics

Plain Local Schools
2023-2024 School Year



Annual Spend

\$42,702.11

Farm & Local Partners

- Bauman Orchards
- Big Axe Spice
- Dough Go's
- Fresh Local Produce of Ohio
- Holthouse Farms
- Riehm Produce Farm

Spend by Category

Fruit	\$23,808.00
Veggie	\$1,535.91
Dairy	\$0.00
Grains	\$16,968.20
Meat/ Meat Alternatives	\$0.00
Misc.	\$390.00

Top 3 Local Purchases

Whole Grain
Cookies

Apples

Breakfast
Bars

Average Food Miles

85

Total Pounds of Local Food

32,336



OHIO SCHOOLS COUNCIL
Saving Schools Dollars...

DISCLAIMER COPY: THIS DATA REPRESENTS ONLY LOCAL PURCHASING THROUGH THE OHIO SCHOOLS COUNCIL BID.

*DAIRY = INCLUDES CHEESE AND YOGURT. DOES NOT INCLUDE FLUID MILK.

*MISC. = INCLUDES ITEMS SUCH AS CIDER, HONEY, AND MAPLE SYRUP.

Feed Our Future

Purchasing Report & Metrics

RG Drage Vocational Careers
2023-2024 School Year



Annual Spend

\$222.00

Farm & Local Partners

- Big Axe Spice

Spend by Category

Fruit	\$0.00
Veggie	\$0.00
Dairy	\$0.00
Grains	\$0.00
Meat/ Meat Alternatives	\$0.00
Misc.	\$222.00

Top Local Purchase

Spices

Average Food Miles

201

Total Pounds of Local Food

18



Feed Our Future

Purchasing Report & Metrics

Rittman Exempted Village Schools
2023-2024 School Year



Annual Spend

\$281.00

Farm & Local Partners

- Bauman Orchards

Spend by Category

Fruit	\$281.00
Veggie	\$0.00
Dairy	\$0.00
Grains	\$0.00
Meat/ Meat Alternatives	\$0.00
Misc.	\$0.00

Top Local Purchase

Apples

Average Food Miles

.4

Total Pounds of Local Food

360



Feed Our Future

Purchasing Report & Metrics

Solon City School District

2023-2024 School Year



Annual Spend

\$15,925.91

Farm & Local Partners

- Bauman Orchards
- Dough Go's
- Fresh Local Produce of Ohio
- The Pizza Bagel Lady
- Riehm Produce Farm
- Shagbark Seed and Mill
- Sidekicks Salsa

Spend by Category

Fruit	\$7,084.00
Veggie	\$2,596.86
Dairy	\$0.00
Grains	\$5,994.55
Meat/ Meat Alternatives	\$0.00
Misc.	\$250.50

Top 3 Local Purchases

Whole Grain
Cookies

Apples

Lettuce

Average Food Miles

67

Total Pounds of Local Food

11,877



OHIO SCHOOLS COUNCIL
Saving Schools Dollars...

DISCLAIMER COPY: THIS DATA REPRESENTS ONLY LOCAL PURCHASING THROUGH THE OHIO SCHOOLS COUNCIL BID.

*DAIRY = INCLUDES CHEESE AND YOGURT. DOES NOT INCLUDE FLUID MILK.

*MISC. = INCLUDES ITEMS SUCH AS CIDER, HONEY, AND MAPLE SYRUP.

Feed Our Future

Purchasing Report & Metrics

Saint Albert the Great
2023-2024 School Year



Annual Spend

\$3,099.60

Farm & Local Partners

- Bauman Orchards
- Dough Go's
- Holthouse Farms
- Shagbark Seed & Mill

Spend by Category

Fruit	\$400.00
Veggie	\$47.25
Dairy	\$0.00
Grains	\$2,652.35
Meat/ Meat Alternatives	\$0.00
Misc.	\$0.00

Top 3 Local Purchases

Whole Grain
Cookies

Pizza Dough

Apples

Average Food Miles

87

Total Pounds of Local Food

2,521



OHIO SCHOOLS COUNCIL
Saving Schools Dollars...

DISCLAIMER COPY: THIS DATA REPRESENTS ONLY LOCAL PURCHASING THROUGH THE OHIO SCHOOLS COUNCIL BID.

*DAIRY = INCLUDES CHEESE AND YOGURT. DOES NOT INCLUDE FLUID MILK.

*MISC. = INCLUDES ITEMS SUCH AS CIDER, HONEY, AND MAPLE SYRUP.

Feed Our Future

Purchasing Report & Metrics

St. Columbille

2023-2024 School Year



Annual Spend

\$1,844.80

Farm & Local Partners

- Dough Go's

Spend by Category

Fruit	\$0.00
Veggie	\$0.00
Dairy	\$0.00
Grains	\$1,844.80
Meat/ Meat Alternatives	\$0.00
Misc.	\$0.00

Top 2 Local Purchases

Pizza Dough

Whole Grain
Cookies

Average
Food Miles

52

Total
Pounds of
Local Food

2,098



OHIO SCHOOLS COUNCIL
Saving Schools Dollars...

DISCLAIMER COPY: THIS DATA REPRESENTS ONLY LOCAL PURCHASING THROUGH THE OHIO SCHOOLS COUNCIL BID.

*DAIRY = INCLUDES CHEESE AND YOGURT. DOES NOT INCLUDE FLUID MILK.

*MISC. = INCLUDES ITEMS SUCH AS CIDER, HONEY, AND MAPLE SYRUP.

Feed Our Future

Purchasing Report & Metrics

Stow-Munroe Falls City Schools

2023-2024 School Year



Annual Spend

\$1,895.80

Farm & Local Partners

- Dough Go's

Spend by Category

Fruit	\$0.00
Veggie	\$0.00
Dairy	\$0.00
Grains	\$1,895.80
Meat/ Meat Alternatives	\$0.00
Misc.	\$0.00

Top 2 Local Purchases

Breakfast
Bars

Whole Grain
Cookies

Average Food Miles

32

Total Pounds of Local Food

578



OHIO SCHOOLS COUNCIL
Saving Schools Dollars...

DISCLAIMER COPY: THIS DATA REPRESENTS ONLY LOCAL PURCHASING THROUGH THE OHIO SCHOOLS COUNCIL BID.

*DAIRY = INCLUDES CHEESE AND YOGURT. DOES NOT INCLUDE FLUID MILK.

*MISC. = INCLUDES ITEMS SUCH AS CIDER, HONEY, AND MAPLE SYRUP.

Feed Our Future

Purchasing Report & Metrics

Strongsville City School District
2023-2024 School Year



Annual Spend

\$6,628.25

Farm & Local Partners

- Dough Go's

Spend by Category

Fruit	\$0.00
Veggie	\$0.00
Dairy	\$0.00
Grains	\$6,628.25
Meat/ Meat Alternatives	\$0.00
Misc.	\$0.00

Top 2 Local Purchases

Breakfast
Bars

Whole Grain
Cookies

Average Food Miles

58

Total Pounds of Local Food

2,213



Feed Our Future

Purchasing Report & Metrics

Tallmadge City Schools

2023-2024 School Year



Annual Spend

\$4,027.76

Farm & Local Partners

- Bauman Orchards
- Dough Go's
- Fox Tail Farm
- Fresh Local Produce of Ohio
- Holthouse Farm
- The Pizza Bagel Lady

Spend by Category

Fruit	\$250.00
Veggie	\$438.54
Dairy	\$0.00
Grains	\$3,339.22
Meat/ Meat Alternatives	\$0.00
Misc.	\$0.00

Top 3 Local Purchases

Whole Grain
Cookies

Pizza Dough

Breakfast
Bars

Average Food Miles

52

Total Pounds of Local Food

1,978



OHIO SCHOOLS COUNCIL
Saving Schools Dollars...

DISCLAIMER COPY: THIS DATA REPRESENTS ONLY LOCAL PURCHASING THROUGH THE OHIO SCHOOLS COUNCIL BID.

*DAIRY = INCLUDES CHEESE AND YOGURT. DOES NOT INCLUDE FLUID MILK.

*MISC. = INCLUDES ITEMS SUCH AS CIDER, HONEY, AND MAPLE SYRUP.

Feed Our Future

Purchasing Report & Metrics

Vermilion Local Schools

2023-2024 School Year



Annual Spend

\$1,187.05

Farm & Local Partners

- Dough Go's

Spend by Category

Fruit	\$79.90
Veggie	\$0.00
Dairy	\$0.00
Grains	\$1,187.05
Meat/ Meat Alternatives	\$0.00
Misc.	\$0.00

Top 2 Local Purchases

Whole Grain
Cookies

Breakfast
Bars

Average Food Miles

88

Total Pounds of Local Food

358



OHIO SCHOOLS COUNCIL
Saving Schools Dollars...

DISCLAIMER COPY: THIS DATA REPRESENTS ONLY LOCAL PURCHASING THROUGH THE OHIO SCHOOLS COUNCIL BID.

*DAIRY = INCLUDES CHEESE AND YOGURT. DOES NOT INCLUDE FLUID MILK.

*MISC. = INCLUDES ITEMS SUCH AS CIDER, HONEY, AND MAPLE SYRUP.

Feed Our Future

Purchasing Report & Metrics

Wadsworth City Schools

2023-2024 School Year



Annual Spend

\$7,550.50

Farm & Local Partners

- Bauman Orchards
- Dough Go's

Spend by Category

Fruit	\$5,121.00
Veggie	\$0.00
Dairy	\$0.00
Grains	\$2,429.50
Meat/ Meat Alternatives	\$0.00
Misc.	\$0.00

Top 3 Local Purchases

Apples

Pizza Dough

Whole Grain
Cookies

Average Food Miles

21

Total Pounds of Local Food

8,871



OHIO SCHOOLS COUNCIL
Saving Schools Dollars...

DISCLAIMER COPY: THIS DATA REPRESENTS ONLY LOCAL PURCHASING THROUGH THE OHIO SCHOOLS COUNCIL BID.

*DAIRY = INCLUDES CHEESE AND YOGURT. DOES NOT INCLUDE FLUID MILK.

*MISC. = INCLUDES ITEMS SUCH AS CIDER, HONEY, AND MAPLE SYRUP.

Feed Our Future

Purchasing Report & Metrics

Warrensville Heights City Schools

2023-2024 School Year



Annual Spend

\$2,528.00

Farm & Local Partners

- Bauman Orchards
- The Pizza Bagel Lady

Spend by Category

Fruit	\$128.00
Veggie	\$0.00
Dairy	\$0.00
Grains	\$2,400.00
Meat/ Meat Alternatives	\$0.00
Misc.	\$0.00

Top 2 Local Purchases

Apples

Pizza
Bagels

Average Food Miles

30

Total Pounds of Local Food

960



OHIO SCHOOLS COUNCIL
Saving Schools Dollars...

DISCLAIMER COPY: THIS DATA REPRESENTS ONLY LOCAL PURCHASING THROUGH THE OHIO SCHOOLS COUNCIL BID.

*DAIRY = INCLUDES CHEESE AND YOGURT. DOES NOT INCLUDE FLUID MILK.

*MISC. = INCLUDES ITEMS SUCH AS CIDER, HONEY, AND MAPLE SYRUP.

Feed Our Future

Purchasing Report & Metrics

Waterloo Local School District
2023-2024 School Year



Annual Spend

\$1,450.00

Farm & Local Partners

- Bauman Orchards

Spend by Category

Fruit	\$0.00
Veggie	\$0.00
Dairy	\$0.00
Grains	\$1,450.00
Meat/ Meat Alternatives	\$0.00
Misc.	\$0.00

Top Local Purchase

Apples

Average Food Miles

37

Total Pounds of Local Food

1,800



Feed Our Future

Purchasing Report & Metrics

Wayne County Career Center

2023-2024 School Year



Annual Spend

\$780.00

Farm & Local Partners

- Bauman Orchards

Spend by Category

Fruit	\$780.00
Veggie	\$0.00
Dairy	\$0.00
Grains	\$0.00
Meat/ Meat Alternatives	\$0.00
Misc.	\$0.00

Top Local Purchase

Apples

Average Food Miles

11

Total Pounds of Local Food

1,200



Feed Our Future

Purchasing Report & Metrics

Wellington Exempted Village School District
2023-2024 School Year



Annual Spend

\$2,795.55

Farm & Local Partners

- Bauman Orchards
- Dough Go's
- Fresh Local Produce of Ohio
- Holthouse Farms
- Shagbark Seed and Mill

Spend by Category

Fruit	\$1,065.00
Veggie	\$6.75
Dairy	\$0.00
Grains	\$1,723.80
Meat/ Meat Alternatives	\$0.00
Misc.	\$0.00

Top 3 Local Purchases

Whole Grain
Cookies

Apples

Pizza Dough

Average Food Miles

74

Total Pounds of Local Food

1,966



OHIO SCHOOLS COUNCIL
Saving Schools Dollars...

DISCLAIMER COPY: THIS DATA REPRESENTS ONLY LOCAL PURCHASING THROUGH THE OHIO SCHOOLS COUNCIL BID.

*DAIRY = INCLUDES CHEESE AND YOGURT. DOES NOT INCLUDE FLUID MILK.

*MISC. = INCLUDES ITEMS SUCH AS CIDER, HONEY, AND MAPLE SYRUP.

Feed Our Future

Purchasing Report & Metrics

West Geauga Local Schools
2023-2024 School Year



Annual Spend

\$312.00

Farm & Local Partners

- Bauman Orchards

Spend by Category

Fruit	\$312.00
Veggie	\$0.00
Dairy	\$0.00
Grains	\$0.00
Meat/ Meat Alternatives	\$0.00
Misc.	\$0.00

Top Local Purchase

Apples

Average Food Miles

58

Total Pounds of Local Food

400



Feed Our Future

Purchasing Report & Metrics

Westlake City Schools

2023-2024 School Year



Annual Spend

\$7,862.50

Farm & Local Partners

- Bauman Orchards
- Big Axe Spice
- Dough Go's

Spend by Category

Fruit	\$539.00
Veggie	\$0.00
Dairy	\$0.00
Grains	\$7,134.50
Meat/ Meat Alternatives	\$189.00
Misc.	\$0.00

Top 3 Local Purchases

Whole Grain
Cookies

Apples

Spices

Average Food Miles

110

Total Pounds of Local Food

3,352



OHIO SCHOOLS COUNCIL
Saving Schools Dollars...

DISCLAIMER COPY: THIS DATA REPRESENTS ONLY LOCAL PURCHASING THROUGH THE OHIO SCHOOLS COUNCIL BID.

*DAIRY = INCLUDES CHEESE AND YOGURT. DOES NOT INCLUDE FLUID MILK.

*MISC. = INCLUDES ITEMS SUCH AS CIDER, HONEY, AND MAPLE SYRUP.

Feed Our Future

Purchasing Report & Metrics

Woodridge Local School District

2023-2024 School Year



Annual Spend

\$7,183.45

Farm & Local Partners

- Bauman Orchards
- Big Axe Spice
- Dough Go's
- Hydrogrowers Produce
- Quarry Hill Orchards
- Riehm Produce Farm
- Shagbark Seed and Mill
- Whirlybird Granola

Spend by Category

Fruit	\$232.80
Veggie	\$49.80
Dairy	\$0.00
Grains	\$6,776.85
Meat/ Meat Alternatives	\$0.00
Misc.	\$124.00

Top 3 Local Purchases

Whole Grain
Cookies

Breakfast
Bars

Apples

Average
Food Miles

129

Total
Pounds of
Local Food

2,441



OHIO SCHOOLS COUNCIL
Saving Schools Dollars...

DISCLAIMER COPY: THIS DATA REPRESENTS ONLY LOCAL PURCHASING THROUGH THE OHIO SCHOOLS COUNCIL BID.

*DAIRY = INCLUDES CHEESE AND YOGURT. DOES NOT INCLUDE FLUID MILK.

*MISC. = INCLUDES ITEMS SUCH AS CIDER, HONEY, AND MAPLE SYRUP.