


Feed Our Future Northeast Ohio Purchasing Report & Metrics

2022-2023 School Year

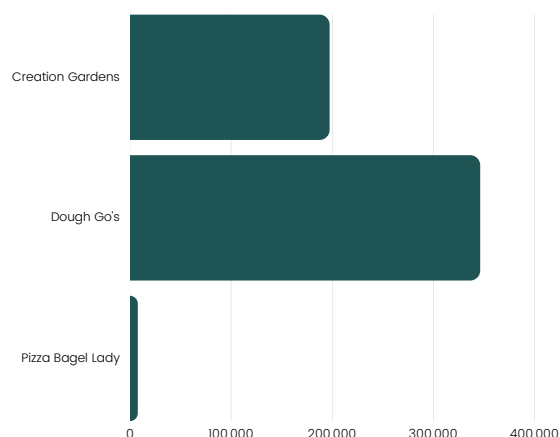


Feed Our Future is a cross-sector collaboration of organizations and individuals that work together to ensure that ALL children, regardless of their school district, have access to fresh, healthy, and when available local foods. A critical component to this work is making it as easy as possible for school districts to buy local foods within federal procurement policies and procedures.

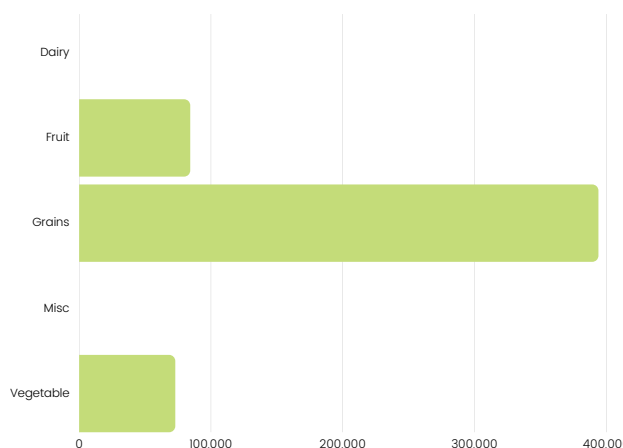
Since 2015, Feed Our Future and Ohio Schools Council have innovated a farm to school bid that supports local food procurement by school districts across Northeast Ohio. The bid focuses on fruits, vegetables, and value added products with local ingredients, and provides the infrastructure and opportunity needed by school districts to buy local foods.



Local Food Sales by Vendor:



Spending by Meal Component:



45%

Of sales were to producers designated as either Minority-Owned, LGBT-Owned, Small Business Enterprise, Veteran-Owned, or Woman-Owned



Feed Our Future

Purchasing Report & Metrics

Akron City School District

2022-2023 School Year



Annual Spend

\$40,237.38

Farm & Local Partners

- Dough Go's

Spend by Category

Fruit	\$0.00
Veggie	\$0.00
Dairy	\$0.00
Grains	\$40,237.38
Meat/ Meat Alternatives	\$0.00
Misc.	\$0.00

Top 2 Local Purchases

Whole Grain
Cookies

Breakfast
Bars

Average Food Miles

26

Total Pounds of Local Food

12,615



OHIO SCHOOLS COUNCIL
Saving Schools Dollars...

DISCLAIMER COPY: THIS DATA REPRESENTS ONLY LOCAL PURCHASING THROUGH THE OHIO SCHOOLS COUNCIL BID.

*DAIRY = INCLUDES CHEESE AND YOGURT. DOES NOT INCLUDE FLUID MILK.

*MISC. = INCLUDES ITEMS SUCH AS CIDER, HONEY, AND MAPLE SYRUP.

Feed Our Future

Purchasing Report & Metrics

Avon Lake School District

2022-2023 School Year



Annual Spend

\$13,855.85

Farm & Local Partners

- Bauman Orchards
- Dough Go's
- Eshleman Fruit Farm
- Fresh Local Produce of Ohio
- Fruit Growers Marketing Association
- Quarry Hill Orchards
- The Pizza Bagel Lady
- Holthouse Farms
- J & M Fruit Farm
- Riehm Produce Farm
- TS Farms
- Whirlybird Granola

Spend by Category

Fruit	\$1,385.40
Veggie	\$673.65
Dairy	\$0.00
Grains	\$11,471.47
Meat/ Meat Alternatives	\$325.33
Misc.	\$0.00

Top 3 Local Purchases

Whole Grain
Cookies

Apples

Pizza
Bagels

Average Food Miles

90

Total Pounds of Local Food

5,293



Feed Our Future

Purchasing Report & Metrics

Bedford City School District

2022-2023 School Year



Annual Spend

\$8,352.02

Farm & Local Partners

- Quarry Hill Orchards
- The Pizza Bagel Lady

Spend by Category

Fruit	\$300.00
Veggie	\$0.00
Dairy	\$0.00
Grains	\$8,052.02
Meat/ Meat Alternatives	\$0.00
Misc.	\$0.00

Top 2 Local Purchases

Pizza
Bagels

Apples

Average Food Miles

37

Total Pounds of Local Food

2,507



OHIO SCHOOLS COUNCIL
Saving Schools Dollars...

DISCLAIMER COPY: THIS DATA REPRESENTS ONLY LOCAL PURCHASING THROUGH THE OHIO SCHOOLS COUNCIL BID.

*DAIRY = INCLUDES CHEESE AND YOGURT. DOES NOT INCLUDE FLUID MILK.

*MISC. = INCLUDES ITEMS SUCH AS CIDER, HONEY, AND MAPLE SYRUP.

Feed Our Future

Purchasing Report & Metrics

Berea City School District
2022-2023 School Year



Annual Spend

\$978.18

Farm & Local Partners

- Dough Go's

Spend by Category

Fruit	\$0.00
Veggie	\$0.00
Dairy	\$0.00
Grains	\$978.18
Meat/ Meat Alternatives	\$0.00
Misc.	\$0.00

Top Local Purchase

Whole Grain
Cookies

Average Food Miles

59

Total Pounds of Local Food

315



Feed Our Future

Purchasing Report & Metrics

Brecksville-Broadview Heights City School District
2022-2023 School Year



Annual Spend

\$16,432.29

Farm & Local Partners

- Bauman Orchards
- Dough Go's
- Fresh Local Produce of Ohio
- Hydrogrowers Produce
- Fruit Growers Marketing Association
- Quarry Hill Orchards
- The Pizza Bagel Lady

Spend by Category

Fruit	\$604.70
Veggie	\$90.75
Dairy	\$0.00
Grains	\$15,736.84
Meat/ Meat Alternatives	\$0.00
Misc.	\$0.00

Top 3 Local Purchases

Whole Grain
Cookies

Pizza
Bagels

Pizza Dough

Average Food Miles

68

Total Pounds of Local Food

7,753



OHIO SCHOOLS COUNCIL
Saving Schools Dollars...

DISCLAIMER COPY: THIS DATA REPRESENTS ONLY LOCAL PURCHASING THROUGH THE OHIO SCHOOLS COUNCIL BID.

*DAIRY = INCLUDES CHEESE AND YOGURT. DOES NOT INCLUDE FLUID MILK.

*MISC. = INCLUDES ITEMS SUCH AS CIDER, HONEY, AND MAPLE SYRUP.

Feed Our Future

Purchasing Report & Metrics

Canton City School District

2022-2023 School Year



Annual Spend

\$29,567.66

Farm & Local Partners

- Dough Go's

Spend by Category

Fruit	\$0.00
Veggie	\$0.00
Dairy	\$0.00
Grains	\$29,567.66
Meat/ Meat Alternatives	\$0.00
Misc.	\$0.00

Top 2 Local Purchases

Pizza Dough

Whole Grain
Cookies

Average Food Miles

5

Total Pounds of Local Food

20,470



OHIO SCHOOLS COUNCIL
Saving Schools Dollars...

DISCLAIMER COPY: THIS DATA REPRESENTS ONLY LOCAL PURCHASING THROUGH THE OHIO SCHOOLS COUNCIL BID.

*DAIRY = INCLUDES CHEESE AND YOGURT. DOES NOT INCLUDE FLUID MILK.

*MISC. = INCLUDES ITEMS SUCH AS CIDER, HONEY, AND MAPLE SYRUP.

Feed Our Future

Purchasing Report & Metrics

Cloverleaf Local School District
2022-2023 School Year



Annual Spend

\$5,612.26

Farm & Local Partners

- Dough Go's
- Eshleman Fruit Farm
- Fresh Local Produce of Ohio
- Fruit Growers Marketing Association

Spend by Category

Fruit	\$76.95
Veggie	\$375.00
Dairy	\$0.00
Grains	\$5,160.31
Meat/ Meat Alternatives	\$0.00
Misc.	\$0.00

Top 3 Local Purchases

Whole Grain
Cookies

Lettuce

Apples

Average
Food Miles

58

Total
Pounds of
Local Food

1,877



OHIO SCHOOLS COUNCIL
Saving Schools Dollars...

DISCLAIMER COPY: THIS DATA REPRESENTS ONLY LOCAL PURCHASING THROUGH THE OHIO SCHOOLS COUNCIL BID.

*DAIRY = INCLUDES CHEESE AND YOGURT. DOES NOT INCLUDE FLUID MILK.

*MISC. = INCLUDES ITEMS SUCH AS CIDER, HONEY, AND MAPLE SYRUP.

Feed Our Future

Purchasing Report & Metrics

Copley-Fairlawn City Schools
2022-2023 School Year



Annual Spend

\$2,698.48

Farm & Local Partners

- Dough Go's

Spend by Category

Fruit	\$0.00
Veggie	\$0.00
Dairy	\$0.00
Grains	\$2,698.48
Meat/ Meat Alternatives	\$0.00
Misc.	\$0.00

Top 2 Local Purchases

Whole Grain
Cookies

Breakfast
Bars

Average Food Miles

31

Total Pounds of Local Food

910



OHIO SCHOOLS COUNCIL
Saving Schools Dollars...

DISCLAIMER COPY: THIS DATA REPRESENTS ONLY LOCAL PURCHASING THROUGH THE OHIO SCHOOLS COUNCIL BID.

*DAIRY = INCLUDES CHEESE AND YOGURT. DOES NOT INCLUDE FLUID MILK.

*MISC. = INCLUDES ITEMS SUCH AS CIDER, HONEY, AND MAPLE SYRUP.

Feed Our Future

Purchasing Report & Metrics

Cuyahoga Heights Schools

2022-2023 School Year



Annual Spend

\$1,935.20

Farm & Local Partners

- The Pizza Bagel Lady

Spend by Category

Fruit	\$0.00
Veggie	\$0.00
Dairy	\$0.00
Grains	\$1,935.20
Meat/ Meat Alternatives	\$0.00
Misc.	\$0.00

Top 2 Local Purchases

Pizza
Bagels

Cinnamon
Bagels

Average Food Miles

8

Total Pounds of Local Food

542



OHIO SCHOOLS COUNCIL
Saving Schools Dollars...

DISCLAIMER COPY: THIS DATA REPRESENTS ONLY LOCAL PURCHASING THROUGH THE OHIO SCHOOLS COUNCIL BID.

*DAIRY = INCLUDES CHEESE AND YOGURT. DOES NOT INCLUDE FLUID MILK.

*MISC. = INCLUDES ITEMS SUCH AS CIDER, HONEY, AND MAPLE SYRUP.

Feed Our Future

Purchasing Report & Metrics

Fairview Park City Schools

2022-2023 School Year



Annual Spend

\$4,125.34

Farm & Local Partners

- Eshleman Fruit Farm
- Fresh Local Produce of Ohio
- Fruit Growers Marketing Association
- Holthouse Farms
- Quarry Hill Orchards
- Riehm Produce Farm
- The Pizza Bagel Lady
- Weaver's Truck Patch

Spend by Category

Fruit	\$1,401.55
Veggie	\$603.80
Dairy	\$0.00
Grains	\$2,119.99
Meat/ Meat Alternatives	\$0.00
Misc.	\$0.00

Top 3 Local Purchases

Pizza
Bagels

Apples

Lettuce

Average
Food Miles

60

Total
Pounds of
Local Food

1,684



OHIO SCHOOLS COUNCIL
Saving Schools Dollars...

DISCLAIMER COPY: THIS DATA REPRESENTS ONLY LOCAL PURCHASING THROUGH THE OHIO SCHOOLS COUNCIL BID.

*DAIRY = INCLUDES CHEESE AND YOGURT. DOES NOT INCLUDE FLUID MILK.

*MISC. = INCLUDES ITEMS SUCH AS CIDER, HONEY, AND MAPLE SYRUP.

Feed Our Future

Purchasing Report & Metrics

Firelands Local Schools
2022-2023 School Year



Annual Spend

\$401.06

Farm & Local Partners

- Dough Go's

Spend by Category

Fruit	\$0.00
Veggie	\$0.00
Dairy	\$0.00
Grains	\$401.06
Meat/ Meat Alternatives	\$0.00
Misc.	\$0.00

Top Local Purchase

Pizza Dough

Average Food Miles

86

Total Pounds of Local Food

433



Feed Our Future

Purchasing Report & Metrics

Garden Christian Academy

2022-2023 School Year



Annual Spend

\$276.00

Farm & Local Partners

- The Pizza Bagel Lady

Spend by Category

Fruit	\$0.00
Veggie	\$0.00
Dairy	\$0.00
Grains	\$276.00
Meat/ Meat Alternatives	\$0.00
Misc.	\$0.00

Top Local Purchase

Pizza
Bagels

Average Food Miles

1

Total Pounds of Local Food

84



OHIO SCHOOLS COUNCIL
Saving Schools Dollars...

DISCLAIMER COPY: THIS DATA REPRESENTS ONLY LOCAL PURCHASING THROUGH THE OHIO SCHOOLS COUNCIL BID.

*DAIRY = INCLUDES CHEESE AND YOGURT. DOES NOT INCLUDE FLUID MILK.

*MISC. = INCLUDES ITEMS SUCH AS CIDER, HONEY, AND MAPLE SYRUP.

Feed Our Future

Purchasing Report & Metrics

Garfield Heights City Schools
2022-2023 School Year



Annual Spend

\$18,386.98

Farm & Local Partners

- Dough Go's

Spend by Category

Fruit	\$0.00
Veggie	\$0.00
Dairy	\$0.00
Grains	\$18,386.98
Meat/ Meat Alternatives	\$0.00
Misc.	\$0.00

Top 2 Local Purchases

Whole Grain
Cookies

Breakfast
Bars

Average Food Miles

55

Total Pounds of Local Food

5,810



Feed Our Future

Purchasing Report & Metrics

Highland Local Schools

2022-2023 School Year



Annual Spend

\$6,104.30

Farm & Local Partners

- Eshleman Fruit Farm
- Dough Go's

Spend by Category

Fruit	\$779.00
Veggie	\$0.00
Dairy	\$0.00
Grains	\$5,325.30
Meat/ Meat Alternatives	\$0.00
Misc.	\$0.00

Top 2 Local Purchases

Whole Grain
Cookies

Apples

Average Food Miles

45

Total Pounds of Local Food

2,645



OHIO SCHOOLS COUNCIL
Saving Schools Dollars...

DISCLAIMER COPY: THIS DATA REPRESENTS ONLY LOCAL PURCHASING THROUGH THE OHIO SCHOOLS COUNCIL BID.

*DAIRY = INCLUDES CHEESE AND YOGURT. DOES NOT INCLUDE FLUID MILK.

*MISC. = INCLUDES ITEMS SUCH AS CIDER, HONEY, AND MAPLE SYRUP.

Feed Our Future

Purchasing Report & Metrics

Hudson City Schools
2022-2023 School Year



Annual Spend

\$29,022.14

Farm & Local Partners

- Dough Go's
- Fresh Local Produce of Ohio
- Fruit Growers Marketing Association

Spend by Category

Fruit	\$39.95
Veggie	\$593.75
Dairy	\$0.00
Grains	\$28,388.44
Meat/ Meat Alternatives	\$0.00
Misc.	\$0.00

Top 3 Local Purchases

Whole Grain
Cookies

Pizza Dough

Breakfast
Bars

Average Food Miles

36

Total Pounds of Local Food

17,081



OHIO SCHOOLS COUNCIL
Saving Schools Dollars...

DISCLAIMER COPY: THIS DATA REPRESENTS ONLY LOCAL PURCHASING THROUGH THE OHIO SCHOOLS COUNCIL BID.

*DAIRY = INCLUDES CHEESE AND YOGURT. DOES NOT INCLUDE FLUID MILK.

*MISC. = INCLUDES ITEMS SUCH AS CIDER, HONEY, AND MAPLE SYRUP.

Feed Our Future

Purchasing Report & Metrics

Independence Local Schools

2022-2023 School Year



Annual Spend

\$6,963.06

Farm & Local Partners

- Dough Go's
- Riehm Produce Farm
- The Pizza Bagel Lady

Spend by Category

Fruit	\$0.00
Veggie	\$10.00
Dairy	\$0.00
Grains	\$6,953.06
Meat/ Meat Alternatives	\$0.00
Misc.	\$0.00

Top 3 Local Purchases

Whole Grain
Cookies

Pizza
Bagels

Breakfast
Bars

Average Food Miles

32

Total Pounds of Local Food

2,244



OHIO SCHOOLS COUNCIL
Saving Schools Dollars...

DISCLAIMER COPY: THIS DATA REPRESENTS ONLY LOCAL PURCHASING THROUGH THE OHIO SCHOOLS COUNCIL BID.

*DAIRY = INCLUDES CHEESE AND YOGURT. DOES NOT INCLUDE FLUID MILK.

*MISC. = INCLUDES ITEMS SUCH AS CIDER, HONEY, AND MAPLE SYRUP.

Feed Our Future

Purchasing Report & Metrics

Jackson Local School District
2022-2023 School Year



Annual Spend

\$20,215.56

Farm & Local Partners

- Bauman Orchards
- Dough Go's
- Fruit Growers Marketing Association
- Quarry Hill Orchards
- The Pizza Bagel Lady

Spend by Category

Fruit	\$420.90
Veggie	\$0.00
Dairy	\$0.00
Grains	\$19,794.66
Meat/ Meat Alternatives	\$0.00
Misc.	\$0.00

Top 3 Local Purchases

Breakfast
Bars

Whole Grain
Cookies

Pizza
Bagels

Average Food Miles

46

Total Pounds of Local Food

7,238



OHIO SCHOOLS COUNCIL
Saving Schools Dollars...

DISCLAIMER COPY: THIS DATA REPRESENTS ONLY LOCAL PURCHASING THROUGH THE OHIO SCHOOLS COUNCIL BID.

*DAIRY = INCLUDES CHEESE AND YOGURT. DOES NOT INCLUDE FLUID MILK.

*MISC. = INCLUDES ITEMS SUCH AS CIDER, HONEY, AND MAPLE SYRUP.

Feed Our Future

Purchasing Report & Metrics

James A. Garfield Local Schools
2022-2023 School Year



Annual Spend

\$4,251.62

Farm & Local Partners

- Dough Go's

Spend by Category

Fruit	\$0.00
Veggie	\$0.00
Dairy	\$0.00
Grains	\$4,251.62
Meat/ Meat Alternatives	\$0.00
Misc.	\$0.00

Top Local Purchase

Whole Grain
Cookies

Average Food Miles

41

Total Pounds of Local Food

1,380



Feed Our Future

Purchasing Report & Metrics

Kenston Local Schools

2022-2023 School Year



Annual Spend

\$4,735.25

Farm & Local Partners

- Bauman Orchards
- Eshleman Fruit Farm
- Fresh Local Produce of Ohio
- Fruit Growers Marketing Association
- Holthouse Farms
- Quarry Hill Orchards
- Riehm Produce Farm
- Shagbark Seed & Mill

Spend by Category

Fruit	\$1,389.90
Veggie	\$2,159.10
Dairy	\$0.00
Grains	\$1,186.25
Meat/ Meat Alternatives	\$0.00
Misc.	\$0.00

Top 3 Local Purchases

Lettuce

Apples

Tortilla
Chips

Average
Food Miles

102

Total
Pounds of
Local Food

2,206



OHIO SCHOOLS COUNCIL
Saving Schools Dollars...

DISCLAIMER COPY: THIS DATA REPRESENTS ONLY LOCAL PURCHASING THROUGH THE OHIO SCHOOLS COUNCIL BID.

*DAIRY = INCLUDES CHEESE AND YOGURT. DOES NOT INCLUDE FLUID MILK.

*MISC. = INCLUDES ITEMS SUCH AS CIDER, HONEY, AND MAPLE SYRUP.

Feed Our Future

Purchasing Report & Metrics

Maple Heights City Schools

2022-2023 School Year



Annual Spend

\$2,220.89

Farm & Local Partners

- Dough Go's
- Eshleman Fruit Farm
- Fruit Growers Marketing Association
- Fox Tail Farm
- Holthouse Farms
- Quarry Hill Orchards
- Riehm Produce Farm

Spend by Category

Fruit	\$1,552.25
Veggie	\$58.50
Dairy	\$0.00
Grains	\$610.14
Meat/ Meat Alternatives	\$0.00
Misc.	\$0.00

Top 3 Local Purchases

Apples

Breakfast Bars

Peaches

Average Food Miles

104

Total Pounds of Local Food

1,717



OHIO SCHOOLS COUNCIL
Saving Schools Dollars...

DISCLAIMER COPY: THIS DATA REPRESENTS ONLY LOCAL PURCHASING THROUGH THE OHIO SCHOOLS COUNCIL BID.

*DAIRY = INCLUDES CHEESE AND YOGURT. DOES NOT INCLUDE FLUID MILK.

*MISC. = INCLUDES ITEMS SUCH AS CIDER, HONEY, AND MAPLE SYRUP.

Feed Our Future

Purchasing Report & Metrics

Massillon City Schools

2022-2023 School Year



Annual Spend

\$12,252.02

Farm & Local Partners

- Dough Go's

Spend by Category

Fruit	\$0.00
Veggie	\$0.00
Dairy	\$0.00
Grains	\$12,252.02
Meat/ Meat Alternatives	\$0.00
Misc.	\$0.00

Top 3 Local Purchases

Breakfast
Bars

Whole Grain
Cookies

Pizza Dough

Average Food Miles

17

Total Pounds of Local Food

3,810



OHIO SCHOOLS COUNCIL
Saving Schools Dollars...

DISCLAIMER COPY: THIS DATA REPRESENTS ONLY LOCAL PURCHASING THROUGH THE OHIO SCHOOLS COUNCIL BID.

*DAIRY = INCLUDES CHEESE AND YOGURT. DOES NOT INCLUDE FLUID MILK.

*MISC. = INCLUDES ITEMS SUCH AS CIDER, HONEY, AND MAPLE SYRUP.

Feed Our Future

Purchasing Report & Metrics

Medina City Schools
2022-2023 School Year



Annual Spend

\$4,347.90

Farm & Local Partners

- Dough Go's

Spend by Category

Fruit	\$0.00
Veggie	\$0.00
Dairy	\$0.00
Grains	\$4,347.90
Meat/ Meat Alternatives	\$0.00
Misc.	\$0.00

Top 3 Local Purchases

Whole Grain
Cookies

Breakfast
Bars

Pizza Dough

Average Food Miles

45

Total Pounds of Local Food

1,505



OHIO SCHOOLS COUNCIL
Saving Schools Dollars...

DISCLAIMER COPY: THIS DATA REPRESENTS ONLY LOCAL PURCHASING THROUGH THE OHIO SCHOOLS COUNCIL BID.

*DAIRY = INCLUDES CHEESE AND YOGURT. DOES NOT INCLUDE FLUID MILK.

*MISC. = INCLUDES ITEMS SUCH AS CIDER, HONEY, AND MAPLE SYRUP.

Feed Our Future

Purchasing Report & Metrics

The Midview Schools
2022-2023 School Year



Annual Spend

\$262.50

Farm & Local Partners

- Quarry Hill Orchards

Spend by Category

Fruit	\$262.50
Veggie	\$0.00
Dairy	\$0.00
Grains	\$0.00
Meat/ Meat Alternatives	\$0.00
Misc.	\$0.00

Top Local Purchase

Apples

Average Food Miles

32

Total Pounds of Local Food

175



Feed Our Future

Purchasing Report & Metrics

North Royalton City Schools

2022-2023 School Year



Annual Spend

\$287.45

Farm & Local Partners

- Bauman Orchards
- Fruit Growers Marketing Association
- Quarry Hill Orchards
- Shagbark Seed & Mill
- Sunsprout Farms of Central Ohio

Spend by Category

Fruit	\$236.35
Veggie	\$0.00
Dairy	\$0.00
Grains	\$48.75
Meat/ Meat Alternatives	\$0.00
Misc.	\$2.35

Top 3 Local Purchases

Apples

Tortilla
Chips

Bean
Sprouts

Average Food Miles

115

Total Pounds of Local Food

240



OHIO SCHOOLS COUNCIL
Saving Schools Dollars...

DISCLAIMER COPY: THIS DATA REPRESENTS ONLY LOCAL PURCHASING THROUGH THE OHIO SCHOOLS COUNCIL BID.

*DAIRY = INCLUDES CHEESE AND YOGURT. DOES NOT INCLUDE FLUID MILK.

*MISC. = INCLUDES ITEMS SUCH AS CIDER, HONEY, AND MAPLE SYRUP.

Feed Our Future

Purchasing Report & Metrics

Norton City Schools
2022-2023 School Year



Annual Spend

\$10,195.00

Farm & Local Partners

- Dough Go's

Spend by Category

Fruit	\$0.00
Veggie	\$0.00
Dairy	\$0.00
Grains	\$10,195.00
Meat/ Meat Alternatives	\$0.00
Misc.	\$0.00

Top Local Purchase

Whole Grain
Cookies

Average Food Miles

28

Total Pounds of Local Food

3,533



Feed Our Future

Purchasing Report & Metrics

Oberlin City Schools
2022-2023 School Year



Annual Spend

\$769.20

Farm & Local Partners

- The Pizza Bagel Lady

Spend by Category

Fruit	\$0.00
Veggie	\$0.00
Dairy	\$0.00
Grains	\$769.20
Meat/ Meat Alternatives	\$0.00
Misc.	\$0.00

Top Local Purchase

Pizza
Bagels

Average Food Miles

31

Total Pounds of Local Food

520



Feed Our Future

Purchasing Report & Metrics

Olmsted Falls City Schools

2022-2023 School Year



Annual Spend

\$13,645.36

Farm & Local Partners

- Dough Go's
- Sharbark Seed & Mill
- The Pizza Bagel Lady

Spend by Category

Fruit	\$0.00
Veggie	\$0.00
Dairy	\$0.00
Grains	\$13,645.36
Meat/ Meat Alternatives	\$0.00
Misc.	\$0.00

Top 3 Local Purchases

Whole Grain
Cookies

Tortilla
Chips

Cinnamon
Bagels

Average Food Miles

98

Total Pounds of Local Food

4,585



OHIO SCHOOLS COUNCIL
Saving Schools Dollars...

DISCLAIMER COPY: THIS DATA REPRESENTS ONLY LOCAL PURCHASING THROUGH THE OHIO SCHOOLS COUNCIL BID.

*DAIRY = INCLUDES CHEESE AND YOGURT. DOES NOT INCLUDE FLUID MILK.

*MISC. = INCLUDES ITEMS SUCH AS CIDER, HONEY, AND MAPLE SYRUP.

Feed Our Future

Purchasing Report & Metrics

Parma City School District

2022-2023 School Year



Annual Spend

\$202,619.37

Farm & Local Partners

- Bauman Orchards
- Caruso
- Dough Go's
- Eshleman Fruit Farm
- Fox Tail Farm
- Fresh Local Produce of Ohio
- Fruit Growers Marketing Association
- Holthouse Farms
- Quarry Hill Orchards
- Richland Gro-Op Cooperation
- Riehm Produce Farm
- Shagbark Seed & Mill
- Stutzman Farms
- The Pizza Bagel Lady
- Weaver's Truck Patch
- 80 Acres Urban Agriculture

Spend by Category

Fruit	\$68,448.44
Veggie	\$65,718.72
Dairy	\$0.00
Grains	\$68,452.21
Meat/ Meat Alternatives	\$0.00
Misc.	\$0.00

Top 3 Local Purchases

Apples

Lettuce

Whole Grain
Cookies

Average
Food Miles

92

Total
Pounds of
Local Food

130,981



Feed Our Future

Purchasing Report & Metrics

Plain Local Schools
2022-2023 School Year



Annual Spend

\$29,508.48

Farm & Local Partners

- Bauman Orchards
- Dough Go's
- Eshleman Fruit Farm
- Fresh Local Produce of Ohio
- Fruit Growers Marketing Association
- Quarry Hill Orchards
- Shagbark Seed & Mill
- The Pizza Bagel Lady

Spend by Category

Fruit	\$5,690.35
Veggie	\$412.50
Dairy	\$0.00
Grains	\$23,405.63
Meat/ Meat Alternatives	\$0.00
Misc.	\$0.00

Top 3 Local Purchases

Whole Grain
Cookies

Apples

Breakfast
Bars

Average Food Miles

66

Total Pounds of Local Food

14,484



OHIO SCHOOLS COUNCIL
Saving Schools Dollars...

DISCLAIMER COPY: THIS DATA REPRESENTS ONLY LOCAL PURCHASING THROUGH THE OHIO SCHOOLS COUNCIL BID.

*DAIRY = INCLUDES CHEESE AND YOGURT. DOES NOT INCLUDE FLUID MILK.

*MISC. = INCLUDES ITEMS SUCH AS CIDER, HONEY, AND MAPLE SYRUP.

Feed Our Future

Purchasing Report & Metrics

Revere Local Schools
2022-2023 School Year



Annual Spend

\$1,476.50

Farm & Local Partners

- Dough Go's

Spend by Category

Fruit	\$0.00
Veggie	\$0.00
Dairy	\$0.00
Grains	\$1,476.50
Meat/ Meat Alternatives	\$0.00
Misc.	\$0.00

Top 3 Local Purchases

Whole Grain
Cookies

Pizza Dough

Breakfast
Bars

Average Food Miles

37

Total Pounds of Local Food

1,093



OHIO SCHOOLS COUNCIL
Saving Schools Dollars...

DISCLAIMER COPY: THIS DATA REPRESENTS ONLY LOCAL PURCHASING THROUGH THE OHIO SCHOOLS COUNCIL BID.

*DAIRY = INCLUDES CHEESE AND YOGURT. DOES NOT INCLUDE FLUID MILK.

*MISC. = INCLUDES ITEMS SUCH AS CIDER, HONEY, AND MAPLE SYRUP.

Feed Our Future

Purchasing Report & Metrics

Solon City School District

2022-2023 School Year



Annual Spend

\$9,027.13

Farm & Local Partners

- Dough Go's
- Fresh Local Produce of Ohio
- Fruit Growers Marketing Association
- Quarry Hill Orchards
- Riehm Produce Farm

Spend by Category

Fruit	\$452.45
Veggie	\$1,628.25
Dairy	\$0.00
Grains	\$6,946.43
Meat/ Meat Alternatives	\$0.00
Misc.	\$0.00

Top 3 Local Purchases

Whole Grain
Cookies

Lettuce

Breakfast
Bars

Average Food Miles

67

Total Pounds of Local Food

3,205



OHIO SCHOOLS COUNCIL
Saving Schools Dollars...

DISCLAIMER COPY: THIS DATA REPRESENTS ONLY LOCAL PURCHASING THROUGH THE OHIO SCHOOLS COUNCIL BID.

*DAIRY = INCLUDES CHEESE AND YOGURT. DOES NOT INCLUDE FLUID MILK.

*MISC. = INCLUDES ITEMS SUCH AS CIDER, HONEY, AND MAPLE SYRUP.

Feed Our Future

Purchasing Report & Metrics

Saint Albert the Great
2022-2023 School Year



Annual Spend

\$3,508.60

Farm & Local Partners

- Dough Go's
- Quarry Hill Orchards
- Shagbark Seed & Mill

Spend by Category

Fruit	\$115.20
Veggie	\$0.00
Dairy	\$0.00
Grains	\$3,393.40
Meat/ Meat Alternatives	\$0.00
Misc.	\$0.00

Top 3 Local Purchases

Whole Grain
Cookies

Pizza Dough

Breakfast
Bars

Average Food Miles

98

Total Pounds of Local Food

1,858



Feed Our Future

Purchasing Report & Metrics

St. Columbkille

2022-2023 School Year



Annual Spend

\$1,145.36

Farm & Local Partners

- Dough Go's

Spend by Category

Fruit	\$0.00
Veggie	\$0.00
Dairy	\$0.00
Grains	\$1,145.36
Meat/ Meat Alternatives	\$0.00
Misc.	\$0.00

Top 3 Local Purchases

Pizza Dough

Whole Grain
Cookies

Breakfast
Bars

Average Food Miles

54

Total Pounds of Local Food

729



OHIO SCHOOLS COUNCIL
Saving Schools Dollars...

DISCLAIMER COPY: THIS DATA REPRESENTS ONLY LOCAL PURCHASING THROUGH THE OHIO SCHOOLS COUNCIL BID.

*DAIRY = INCLUDES CHEESE AND YOGURT. DOES NOT INCLUDE FLUID MILK.

*MISC. = INCLUDES ITEMS SUCH AS CIDER, HONEY, AND MAPLE SYRUP.

Feed Our Future

Purchasing Report & Metrics

Stow-Monroe Falls City Schools

2022-2023 School Year



Annual Spend

\$1,959.85

Farm & Local Partners

- Dough Go's

Spend by Category

Fruit	\$0.00
Veggie	\$0.00
Dairy	\$0.00
Grains	\$1,959.85
Meat/ Meat Alternatives	\$0.00
Misc.	\$0.00

Top 2 Local Purchases

Breakfast
Bars

Whole Grain
Cookies

Average Food Miles

32

Total Pounds of Local Food

603



OHIO SCHOOLS COUNCIL
Saving Schools Dollars...

DISCLAIMER COPY: THIS DATA REPRESENTS ONLY LOCAL PURCHASING THROUGH THE OHIO SCHOOLS COUNCIL BID.

*DAIRY = INCLUDES CHEESE AND YOGURT. DOES NOT INCLUDE FLUID MILK.

*MISC. = INCLUDES ITEMS SUCH AS CIDER, HONEY, AND MAPLE SYRUP.

Feed Our Future

Purchasing Report & Metrics

Tallmadge City Schools

2022-2023 School Year



Annual Spend

\$4,304.09

Farm & Local Partners

- Bauman Orchards
- Buurma Farms
- Dough Go's
- Eshleman Fruit Farm
- Fox Tail Farm
- Fresh Local Produce of Ohio
- Fruit Growers Marketing Association
- Holthouse Farm
- Hyrdogrowers Produce
- Quarry Hill Orchards
- Riehm Produce Farm

Spend by Category

Fruit	\$145.50
Veggie	\$474.00
Dairy	\$0.00
Grains	\$3,684.59
Meat/ Meat Alternatives	\$0.00
Misc.	\$0.00

Top 3 Local Purchases

Whole Grain Cookies

Pizza Dough

Breakfast Bars

Average Food Miles

81

Total Pounds of Local Food

2,080



OHIO SCHOOLS COUNCIL
Saving Schools Dollars...

DISCLAIMER COPY: THIS DATA REPRESENTS ONLY LOCAL PURCHASING THROUGH THE OHIO SCHOOLS COUNCIL BID.

*DAIRY = INCLUDES CHEESE AND YOGURT. DOES NOT INCLUDE FLUID MILK.

*MISC. = INCLUDES ITEMS SUCH AS CIDER, HONEY, AND MAPLE SYRUP.

Feed Our Future

Purchasing Report & Metrics

Vermilion Local Schools

2022-2023 School Year



Annual Spend

\$1,778.26

Farm & Local Partners

- Dough Go's
- Fruit Growers Marketing Association

Spend by Category

Fruit	\$79.90
Veggie	\$0.00
Dairy	\$0.00
Grains	\$1,698.36
Meat/ Meat Alternatives	\$0.00
Misc.	\$0.00

Top 3 Local Purchases

Whole Grain
Cookies

Breakfast
Bars

Apples

Average Food Miles

109

Total Pounds of Local Food

640



OHIO SCHOOLS COUNCIL
Saving Schools Dollars...

DISCLAIMER COPY: THIS DATA REPRESENTS ONLY LOCAL PURCHASING THROUGH THE OHIO SCHOOLS COUNCIL BID.

*DAIRY = INCLUDES CHEESE AND YOGURT. DOES NOT INCLUDE FLUID MILK.

*MISC. = INCLUDES ITEMS SUCH AS CIDER, HONEY, AND MAPLE SYRUP.

Feed Our Future

Purchasing Report & Metrics

Wadsworth City Schools

2022-2023 School Year



Annual Spend

\$16,853.08

Farm & Local Partners

- Dough Go's

Spend by Category

Fruit	\$0.00
Veggie	\$0.00
Dairy	\$0.00
Grains	\$16,853.08
Meat/ Meat Alternatives	\$0.00
Misc.	\$0.00

Top 2 Local Purchases

Pizza Dough

Whole Grain
Cookies

Average Food Miles

34

Total Pounds of Local Food

14,316



OHIO SCHOOLS COUNCIL
Saving Schools Dollars...

DISCLAIMER COPY: THIS DATA REPRESENTS ONLY LOCAL PURCHASING THROUGH THE OHIO SCHOOLS COUNCIL BID.

*DAIRY = INCLUDES CHEESE AND YOGURT. DOES NOT INCLUDE FLUID MILK.

*MISC. = INCLUDES ITEMS SUCH AS CIDER, HONEY, AND MAPLE SYRUP.

Feed Our Future

Purchasing Report & Metrics

Wellington Exempted Village School District
2022-2023 School Year



Annual Spend

\$2,209.44

Farm & Local Partners

- Dough Go's
- Eshleman Fruit Farm
- Quarry Hill Orchards
- The Pizza Bagel Lady

Spend by Category

Fruit	\$581.39
Veggie	\$0.00
Dairy	\$0.00
Grains	\$1,628.05
Meat/ Meat Alternatives	\$0.00
Misc.	\$0.00

Top 3 Local Purchases

Whole Grain
Cookies

Apples

Cinnamon
Bagels

Average Food Miles

44

Total Pounds of Local Food

1,050



Feed Our Future

Purchasing Report & Metrics

Westlake City Schools

2022-2023 School Year



Annual Spend

\$9,309.97

Farm & Local Partners

- Dough Go's
- The Pizza Bagel Lady

Spend by Category

Fruit	\$0.00
Veggie	\$0.00
Dairy	\$0.00
Grains	\$9,309.97
Meat/ Meat Alternatives	\$0.00
Misc.	\$0.00

Top 2 Local Purchases

Whole Grain
Cookies

Pizza
Bagels

Average Food Miles

42

Total Pounds of Local Food

3,021



OHIO SCHOOLS COUNCIL
Saving Schools Dollars...

DISCLAIMER COPY: THIS DATA REPRESENTS ONLY LOCAL PURCHASING THROUGH THE OHIO SCHOOLS COUNCIL BID.

*DAIRY = INCLUDES CHEESE AND YOGURT. DOES NOT INCLUDE FLUID MILK.

*MISC. = INCLUDES ITEMS SUCH AS CIDER, HONEY, AND MAPLE SYRUP.

Feed Our Future

Purchasing Report & Metrics

Woodridge Local School District

2022-2023 School Year



Annual Spend

\$5,939.04

Farm & Local Partners

- Bauman Orchards
- Dough Go's
- Quarry Hill Orchards
- Riehm Produce Farm
- The Pizza Bagel Lady
- Whirlybird Granola

Spend by Category

Fruit	\$188.85
Veggie	\$10.00
Dairy	\$0.00
Grains	\$5,740.19
Meat/ Meat Alternatives	\$0.00
Misc.	\$0.00

Top 3 Local Purchases

Whole Grain
Cookies

Breakfast
Bars

Apples

Average Food Miles

86

Total Pounds of Local Food

2,110



OHIO SCHOOLS COUNCIL
Saving Schools Dollars...

DISCLAIMER COPY: THIS DATA REPRESENTS ONLY LOCAL PURCHASING THROUGH THE OHIO SCHOOLS COUNCIL BID.

*DAIRY = INCLUDES CHEESE AND YOGURT. DOES NOT INCLUDE FLUID MILK.

*MISC. = INCLUDES ITEMS SUCH AS CIDER, HONEY, AND MAPLE SYRUP.