

# Feed Our Future

## Farm to School Bid Purchasing Summary

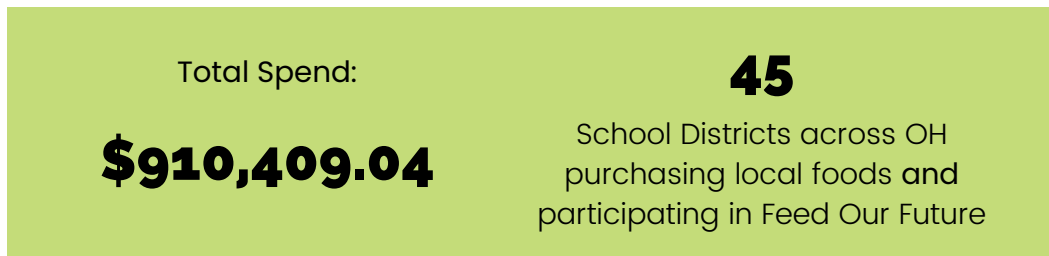
2022-2023 School Year



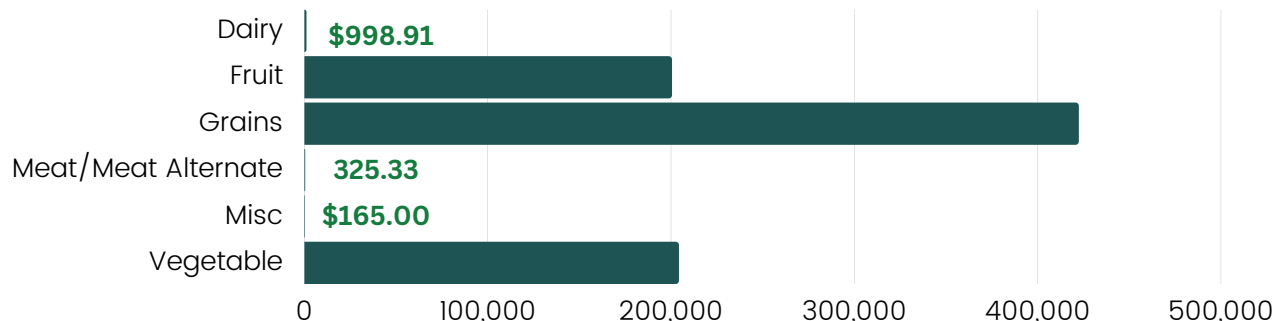
Feed Our Future is a cross-sector collaboration of organizations and individuals that work together to ensure that ALL children, regardless of their school district, have access to fresh, healthy, and when available local foods. A critical component to this work is making it as easy as possible for school districts to buy local foods within federal procurement policies and procedures.

Feed Our Future and its partners have innovated a farm to school bid that supports local food procurement by school districts in both Northeast and Southwest Ohio. The bid focuses on fruits, vegetables, and value added products with local ingredients, and provides the infrastructure and opportunity needed by school districts to buy local foods. Critical to the success of local procurement is our partnership with school buying cooperatives, Ohio Schools Council and Unified Purchasing Cooperative, who work on behalf of their members to secure competitive pricing.

### Farm to School Bid At A Glance



#### Spending by Meal Component:



DISCLAIMER: THIS DATA REPRESENTS ONLY LOCAL PURCHASING THROUGH THE OHIO SCHOOLS COUNCIL BID IN NE OH AND THROUGH CREATION GARDENS (WHAT CHEFS WANT!) IN SE OH. WE RECOGNIZE AND APPRECIATE LOCAL FOOD SPENDING WITH OTHER VENDORS IN ADDITION TO THIS BID.

# Feed Our Future

## Farm to School Bid Purchasing Summary

2022-2023 School Year

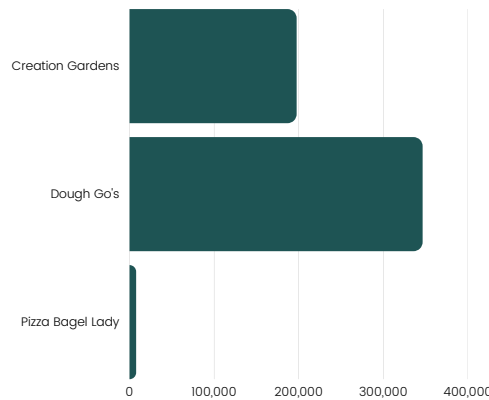


### Northeast Ohio Achievements

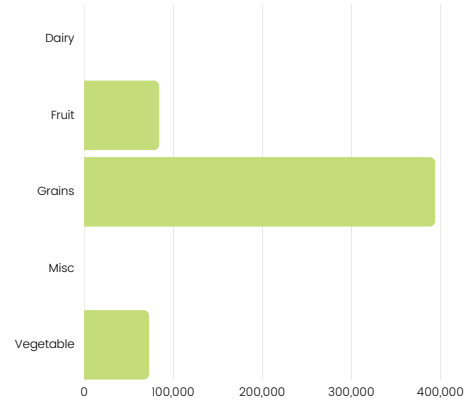
Total Spend:  
**\$551,116.65**

**41**  
School Districts in  
Northeast OH purchasing  
local foods and  
participating in Feed Our  
Future

Local Food Sales by Vendor:



Spending by Meal Component:



**45%**

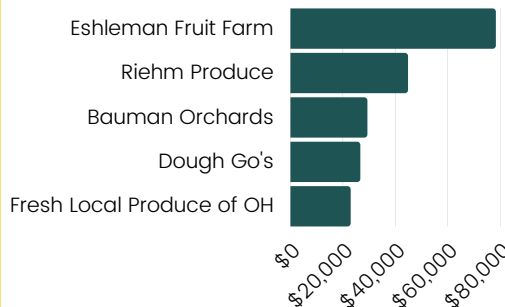
Of sales were to producers designated as either Minority-Owned, LGBT-Owned, Small Business Enterprise, Veteran-Owned, or Woman-Owned

### Southwest Ohio Achievements

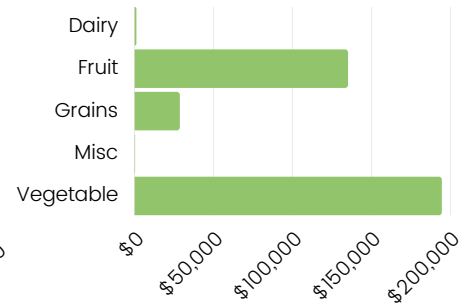
Total Spend:  
**\$359,292.39**

**4**  
School Districts in SW OH  
purchasing local foods  
and participating in Feed  
Our Future

Local Food Sales by Top 5 Vendors:



Spending by Meal Component:



**37%**

Sales from Small Businesses and Woman-Owned Farms

DISCLAIMER: THIS DATA REPRESENTS ONLY LOCAL PURCHASING THROUGH THE OHIO SCHOOLS COUNCIL BID IN NE OH AND THROUGH CREATION GARDENS (WHAT CHEFS WANT!) IN SE OH. WE RECOGNIZE AND APPRECIATE LOCAL FOOD SPENDING WITH OTHER VENDORS IN ADDITION TO THIS BID.


# Feed Our Future Northeast Ohio Purchasing Report & Metrics

2022-2023 School Year

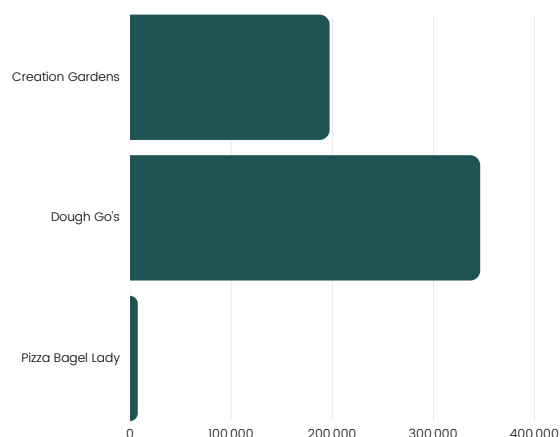


Feed Our Future is a cross-sector collaboration of organizations and individuals that work together to ensure that ALL children, regardless of their school district, have access to fresh, healthy, and when available local foods. A critical component to this work is making it as easy as possible for school districts to buy local foods within federal procurement policies and procedures.

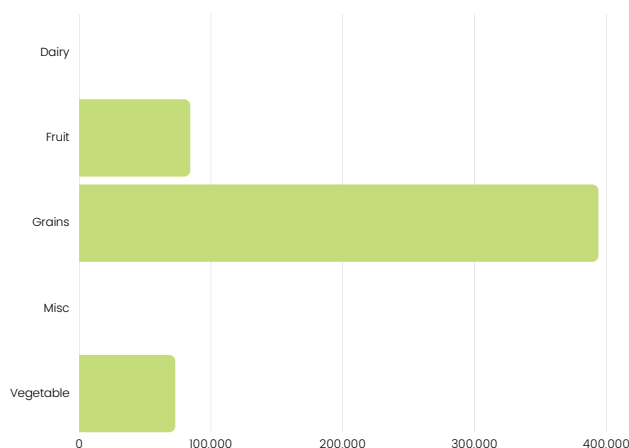
Since 2015, Feed Our Future and Ohio Schools Council have innovated a farm to school bid that supports local food procurement by school districts across Northeast Ohio. The bid focuses on fruits, vegetables, and value added products with local ingredients, and provides the infrastructure and opportunity needed by school districts to buy local foods.



Local Food Sales by Vendor:



Spending by Meal Component:



**45%**

Of sales were to producers designated as either Minority-Owned, LGBT-Owned, Small Business Enterprise, Veteran-Owned, or Woman-Owned



**OHIO SCHOOLS COUNCIL**  
Saving Schools Dollars...

DISCLAIMER COPY: THIS DATA REPRESENTS ONLY LOCAL PURCHASING THROUGH THE OHIO SCHOOLS COUNCIL BID.

\*DAIRY = INCLUDES CHEESE AND YOGURT. DOES NOT INCLUDE FLUID MILK.

\*MISC. = INCLUDES ITEMS SUCH AS CIDER, HONEY, AND MAPLE SYRUP.

# Feed Our Future

## Purchasing Report & Metrics

Akron City School District  
2022-2023 School Year



Annual Spend

**\$40,237.38**

### Farm & Local Partners

- Dough Go's

### Spend by Category

Fruit	\$0.00
Veggie	\$0.00
Dairy	\$0.00
Grains	\$40,237.38
Meat/ Meat Alternatives	\$0.00
Misc.	\$0.00

### Top 2 Local Purchases

Whole Grain  
Cookies

Breakfast  
Bars

### Average Food Miles

26

### Total Pounds of Local Food

12,615



**OHIO SCHOOLS COUNCIL**  
*Saving Schools Dollars...*

DISCLAIMER COPY: THIS DATA REPRESENTS ONLY LOCAL PURCHASING THROUGH THE OHIO SCHOOLS COUNCIL BID.

\*DAIRY = INCLUDES CHEESE AND YOGURT. DOES NOT INCLUDE FLUID MILK.

\*MISC. = INCLUDES ITEMS SUCH AS CIDER, HONEY, AND MAPLE SYRUP.

# Feed Our Future

## Purchasing Report & Metrics

Avon Lake School District

2022-2023 School Year



Annual Spend

**\$13,855.85**

### Farm & Local Partners

- Bauman Orchards
- Dough Go's
- Eshleman Fruit Farm
- Fresh Local Produce of Ohio
- Fruit Growers Marketing Association
- Quarry Hill Orchards
- The Pizza Bagel Lady
- Holthouse Farms
- J & M Fruit Farm
- Riehm Produce Farm
- TS Farms
- Whirlybird Granola

### Spend by Category

Fruit	\$1,385.40
Veggie	\$673.65
Dairy	\$0.00
Grains	\$11,471.47
Meat/ Meat Alternatives	\$325.33
Misc.	\$0.00

### Top 3 Local Purchases

Whole Grain  
Cookies

Apples

Pizza  
Bagels

### Average Food Miles

90

### Total Pounds of Local Food

5,293



**OHIO SCHOOLS COUNCIL**  
*Saving Schools Dollars...*

DISCLAIMER COPY: THIS DATA REPRESENTS ONLY LOCAL PURCHASING THROUGH THE OHIO SCHOOLS COUNCIL BID.

\*DAIRY = INCLUDES CHEESE AND YOGURT. DOES NOT INCLUDE FLUID MILK.

\*MISC. = INCLUDES ITEMS SUCH AS CIDER, HONEY, AND MAPLE SYRUP.



# Feed Our Future

## Purchasing Report & Metrics

Bedford City School District

2022-2023 School Year



Annual Spend

**\$8,352.02**

### Farm & Local Partners

- Quarry Hill Orchards
- The Pizza Bagel Lady

### Spend by Category

Fruit	\$300.00
Veggie	\$0.00
Dairy	\$0.00
Grains	\$8,052.02
Meat/ Meat Alternatives	\$0.00
Misc.	\$0.00

### Top 2 Local Purchases

Pizza  
Bagels

Apples

### Average Food Miles

37

### Total Pounds of Local Food

2,507



**OHIO SCHOOLS COUNCIL**  
*Saving Schools Dollars...*

DISCLAIMER COPY: THIS DATA REPRESENTS ONLY LOCAL PURCHASING THROUGH THE OHIO SCHOOLS COUNCIL BID.

\*DAIRY = INCLUDES CHEESE AND YOGURT. DOES NOT INCLUDE FLUID MILK.

\*MISC. = INCLUDES ITEMS SUCH AS CIDER, HONEY, AND MAPLE SYRUP.

# Feed Our Future

## Purchasing Report & Metrics

Berea City School District

2022-2023 School Year



Annual Spend

**\$978.18**

### Farm & Local Partners

- Dough Go's

### Spend by Category

Fruit	\$0.00
Veggie	\$0.00
Dairy	\$0.00
Grains	\$978.18
Meat/ Meat Alternatives	\$0.00
Misc.	\$0.00

### Top Local Purchase

Whole Grain  
Cookies

### Average Food Miles

59

### Total Pounds of Local Food

315



**OHIO SCHOOLS COUNCIL**  
*Saving Schools Dollars...*

DISCLAIMER COPY: THIS DATA REPRESENTS ONLY LOCAL PURCHASING THROUGH THE OHIO SCHOOLS COUNCIL BID.

\*DAIRY = INCLUDES CHEESE AND YOGURT. DOES NOT INCLUDE FLUID MILK.

\*MISC. = INCLUDES ITEMS SUCH AS CIDER, HONEY, AND MAPLE SYRUP.

# Feed Our Future

## Purchasing Report & Metrics

Brecksville-Broadview Heights City School District  
2022-2023 School Year



Annual Spend

**\$16,432.29**

### Farm & Local Partners

- Bauman Orchards
- Dough Go's
- Fresh Local Produce of Ohio
- Hydrogrowers Produce
- Fruit Growers Marketing Association
- Quarry Hill Orchards
- The Pizza Bagel Lady

### Spend by Category

Fruit	\$604.70
Veggie	\$90.75
Dairy	\$0.00
Grains	\$15,736.84
Meat/ Meat Alternatives	\$0.00
Misc.	\$0.00

### Top 3 Local Purchases

Whole Grain  
Cookies

Pizza  
Bagels

Pizza Dough

Average  
Food Miles

68

Total  
Pounds of  
Local Food

7,753



**OHIO SCHOOLS COUNCIL**  
*Saving Schools Dollars...*

DISCLAIMER COPY: THIS DATA REPRESENTS ONLY LOCAL PURCHASING THROUGH THE OHIO SCHOOLS COUNCIL BID.

\*DAIRY = INCLUDES CHEESE AND YOGURT. DOES NOT INCLUDE FLUID MILK.

\*MISC. = INCLUDES ITEMS SUCH AS CIDER, HONEY, AND MAPLE SYRUP.



# Feed Our Future

## Purchasing Report & Metrics

Canton City School District

2022-2023 School Year



Annual Spend

**\$29,567.66**

### Farm & Local Partners

- Dough Go's

### Spend by Category

Fruit	\$0.00
Veggie	\$0.00
Dairy	\$0.00
Grains	\$29,567.66
Meat/ Meat Alternatives	\$0.00
Misc.	\$0.00

### Top 2 Local Purchases

Pizza Dough

Whole Grain  
Cookies

### Average Food Miles

5

### Total Pounds of Local Food

20,470



**OHIO SCHOOLS COUNCIL**  
*Saving Schools Dollars...*

DISCLAIMER COPY: THIS DATA REPRESENTS ONLY LOCAL PURCHASING THROUGH THE OHIO SCHOOLS COUNCIL BID.

\*DAIRY = INCLUDES CHEESE AND YOGURT. DOES NOT INCLUDE FLUID MILK.

\*MISC. = INCLUDES ITEMS SUCH AS CIDER, HONEY, AND MAPLE SYRUP.

# Feed Our Future

## Purchasing Report & Metrics

Cloverleaf Local School District  
2022-2023 School Year



Annual Spend

**\$5,612.26**

### Farm & Local Partners

- Dough Go's
- Eshleman Fruit Farm
- Fresh Local Produce of Ohio
- Fruit Growers Marketing Association

### Spend by Category

Fruit	\$76.95
Veggie	\$375.00
Dairy	\$0.00
Grains	\$5,160.31
Meat/ Meat Alternatives	\$0.00
Misc.	\$0.00

### Top 3 Local Purchases

Whole Grain  
Cookies

Lettuce

Apples

Average  
Food Miles

58

Total  
Pounds of  
Local Food

1,877



**OHIO SCHOOLS COUNCIL**  
Saving Schools Dollars...

DISCLAIMER COPY: THIS DATA REPRESENTS ONLY LOCAL PURCHASING THROUGH THE OHIO SCHOOLS COUNCIL BID.

\*DAIRY = INCLUDES CHEESE AND YOGURT. DOES NOT INCLUDE FLUID MILK.

\*MISC. = INCLUDES ITEMS SUCH AS CIDER, HONEY, AND MAPLE SYRUP.

# Feed Our Future

## Purchasing Report & Metrics

Copley-Fairlawn City Schools

2022-2023 School Year



Annual Spend

**\$2,698.48**

### Farm & Local Partners

- Dough Go's

### Spend by Category

Fruit	\$0.00
Veggie	\$0.00
Dairy	\$0.00
Grains	\$2,698.48
Meat/ Meat Alternatives	\$0.00
Misc.	\$0.00

### Top 2 Local Purchases

Whole Grain  
Cookies

Breakfast  
Bars

### Average Food Miles

31

### Total Pounds of Local Food

910



**OHIO SCHOOLS COUNCIL**  
*Saving Schools Dollars...*

DISCLAIMER COPY: THIS DATA REPRESENTS ONLY LOCAL PURCHASING THROUGH THE OHIO SCHOOLS COUNCIL BID.

\*DAIRY = INCLUDES CHEESE AND YOGURT. DOES NOT INCLUDE FLUID MILK.

\*MISC. = INCLUDES ITEMS SUCH AS CIDER, HONEY, AND MAPLE SYRUP.

# Feed Our Future

## Purchasing Report & Metrics

Cuyahoga Heights Schools

2022-2023 School Year



Annual Spend

**\$1,935.20**

### Farm & Local Partners

- The Pizza Bagel Lady

### Spend by Category

Fruit	\$0.00
Veggie	\$0.00
Dairy	\$0.00
Grains	\$1,935.20
Meat/ Meat Alternatives	\$0.00
Misc.	\$0.00

### Top 2 Local Purchases

Pizza  
Bagels

Cinnamon  
Bagels

### Average Food Miles

8

### Total Pounds of Local Food

542



**OHIO SCHOOLS COUNCIL**  
*Saving Schools Dollars...*

DISCLAIMER COPY: THIS DATA REPRESENTS ONLY LOCAL PURCHASING THROUGH THE OHIO SCHOOLS COUNCIL BID.

\*DAIRY = INCLUDES CHEESE AND YOGURT. DOES NOT INCLUDE FLUID MILK.

\*MISC. = INCLUDES ITEMS SUCH AS CIDER, HONEY, AND MAPLE SYRUP.

# Feed Our Future

## Purchasing Report & Metrics

Fairview Park City Schools

2022-2023 School Year



Annual Spend

**\$4,125.34**

### Farm & Local Partners

- Eshleman Fruit Farm
- Fresh Local Produce of Ohio
- Fruit Growers Marketing Association
- Holthouse Farms
- Quarry Hill Orchards
- Riehm Produce Farm
- The Pizza Bagel Lady
- Weaver's Truck Patch

### Spend by Category

Fruit	\$1,401.55
Veggie	\$603.80
Dairy	\$0.00
Grains	\$2,119.99
Meat/ Meat Alternatives	\$0.00
Misc.	\$0.00

### Top 3 Local Purchases

Pizza  
Bagels

Apples

Lettuce

### Average Food Miles

60

### Total Pounds of Local Food

1,684



**OHIO SCHOOLS COUNCIL**  
*Saving Schools Dollars...*

DISCLAIMER COPY: THIS DATA REPRESENTS ONLY LOCAL PURCHASING THROUGH THE OHIO SCHOOLS COUNCIL BID.

\*DAIRY = INCLUDES CHEESE AND YOGURT. DOES NOT INCLUDE FLUID MILK.

\*MISC. = INCLUDES ITEMS SUCH AS CIDER, HONEY, AND MAPLE SYRUP.



# Feed Our Future

## Purchasing Report & Metrics

Firelands Local Schools  
2022-2023 School Year



Annual Spend

**\$401.06**

### Farm & Local Partners

- Dough Go's

### Spend by Category

Fruit	\$0.00
Veggie	\$0.00
Dairy	\$0.00
Grains	\$401.06
Meat/ Meat Alternatives	\$0.00
Misc.	\$0.00

### Top Local Purchase

Pizza Dough

### Average Food Miles

86

### Total Pounds of Local Food

433



# Feed Our Future

## Purchasing Report & Metrics

Garden Christian Academy

2022-2023 School Year



Annual Spend

**\$276.00**

### Farm & Local Partners

- The Pizza Bagel Lady

### Spend by Category

Fruit	\$0.00
Veggie	\$0.00
Dairy	\$0.00
Grains	\$276.00
Meat/ Meat Alternatives	\$0.00
Misc.	\$0.00

### Top Local Purchase

Pizza  
Bagels

### Average Food Miles

1

### Total Pounds of Local Food

84



**OHIO SCHOOLS COUNCIL**  
*Saving Schools Dollars...*

DISCLAIMER COPY: THIS DATA REPRESENTS ONLY LOCAL PURCHASING THROUGH THE OHIO SCHOOLS COUNCIL BID.

\*DAIRY = INCLUDES CHEESE AND YOGURT. DOES NOT INCLUDE FLUID MILK.

\*MISC. = INCLUDES ITEMS SUCH AS CIDER, HONEY, AND MAPLE SYRUP.

# Feed Our Future

## Purchasing Report & Metrics

Garfield Heights City Schools  
2022-2023 School Year



Annual Spend

**\$18,386.98**

### Farm & Local Partners

- Dough Go's

### Spend by Category

Fruit	\$0.00
Veggie	\$0.00
Dairy	\$0.00
Grains	\$18,386.98
Meat/ Meat Alternatives	\$0.00
Misc.	\$0.00

### Top 2 Local Purchases

Whole Grain  
Cookies

Breakfast  
Bars

### Average Food Miles

55

### Total Pounds of Local Food

5,810



**OHIO SCHOOLS COUNCIL**  
Saving Schools Dollars...

DISCLAIMER COPY: THIS DATA REPRESENTS ONLY LOCAL PURCHASING THROUGH THE OHIO SCHOOLS COUNCIL BID.

\*DAIRY = INCLUDES CHEESE AND YOGURT. DOES NOT INCLUDE FLUID MILK.

\*MISC. = INCLUDES ITEMS SUCH AS CIDER, HONEY, AND MAPLE SYRUP.

# Feed Our Future

## Purchasing Report & Metrics

Highland Local Schools

2022-2023 School Year



Annual Spend

**\$6,104.30**

### Farm & Local Partners

- Eshleman Fruit Farm
- Dough Go's

### Spend by Category

Fruit	\$779.00
Veggie	\$0.00
Dairy	\$0.00
Grains	\$5,325.30
Meat/ Meat Alternatives	\$0.00
Misc.	\$0.00

### Top 2 Local Purchases

Whole Grain  
Cookies

Apples

### Average Food Miles

45

### Total Pounds of Local Food

2,645



# Feed Our Future

## Purchasing Report & Metrics

Hudson City Schools  
2022-2023 School Year



Annual Spend

**\$29,022.14**

### Farm & Local Partners

- Dough Go's
- Fresh Local Produce of Ohio
- Fruit Growers Marketing Association

### Spend by Category

Fruit	\$39.95
Veggie	\$593.75
Dairy	\$0.00
Grains	\$28,388.44
Meat/ Meat Alternatives	\$0.00
Misc.	\$0.00

### Top 3 Local Purchases

Whole Grain  
Cookies

Pizza Dough

Breakfast  
Bars

### Average Food Miles

36

### Total Pounds of Local Food

17,081



**OHIO SCHOOLS COUNCIL**  
*Saving Schools Dollars...*

DISCLAIMER COPY: THIS DATA REPRESENTS ONLY LOCAL PURCHASING THROUGH THE OHIO SCHOOLS COUNCIL BID.

\*DAIRY = INCLUDES CHEESE AND YOGURT. DOES NOT INCLUDE FLUID MILK.

\*MISC. = INCLUDES ITEMS SUCH AS CIDER, HONEY, AND MAPLE SYRUP.



# Feed Our Future

## Purchasing Report & Metrics

Independence Local Schools

2022-2023 School Year



Annual Spend

\$6,963.06

### Farm & Local Partners

- Dough Go's
- Riehm Produce Farm
- The Pizza Bagel Lady

### Spend by Category

Fruit	\$0.00
Veggie	\$10.00
Dairy	\$0.00
Grains	\$6,953.06
Meat/ Meat Alternatives	\$0.00
Misc.	\$0.00

### Top 3 Local Purchases

Whole Grain  
Cookies

Pizza  
Bagels

Breakfast  
Bars

### Average Food Miles

32

### Total Pounds of Local Food

2,244



**OHIO SCHOOLS COUNCIL**  
*Saving Schools Dollars...*

DISCLAIMER COPY: THIS DATA REPRESENTS ONLY LOCAL PURCHASING THROUGH THE OHIO SCHOOLS COUNCIL BID.

\*DAIRY = INCLUDES CHEESE AND YOGURT. DOES NOT INCLUDE FLUID MILK.

\*MISC. = INCLUDES ITEMS SUCH AS CIDER, HONEY, AND MAPLE SYRUP.

# Feed Our Future

## Purchasing Report & Metrics

Jackson Local School District

2022-2023 School Year



Annual Spend

**\$20,215.56**

### Farm & Local Partners

- Bauman Orchards
- Dough Go's
- Fruit Growers Marketing Association
- Quarry Hill Orchards
- The Pizza Bagel Lady

### Spend by Category

Fruit	\$420.90
Veggie	\$0.00
Dairy	\$0.00
Grains	\$19,794.66
Meat/ Meat Alternatives	\$0.00
Misc.	\$0.00

### Top 3 Local Purchases

Breakfast  
Bars

Whole Grain  
Cookies

Pizza  
Bagels

### Average Food Miles

46

### Total Pounds of Local Food

7,238



**OHIO SCHOOLS COUNCIL**  
*Saving Schools Dollars...*

DISCLAIMER COPY: THIS DATA REPRESENTS ONLY LOCAL PURCHASING THROUGH THE OHIO SCHOOLS COUNCIL BID.

\*DAIRY = INCLUDES CHEESE AND YOGURT. DOES NOT INCLUDE FLUID MILK.

\*MISC. = INCLUDES ITEMS SUCH AS CIDER, HONEY, AND MAPLE SYRUP.

# Feed Our Future

## Purchasing Report & Metrics

James A. Garfield Local Schools

2022-2023 School Year



Annual Spend

**\$4,251.62**

### Farm & Local Partners

- Dough Go's

### Spend by Category

Fruit	\$0.00
Veggie	\$0.00
Dairy	\$0.00
Grains	\$4,251.62
Meat/ Meat Alternatives	\$0.00
Misc.	\$0.00

### Top Local Purchase

Whole Grain  
Cookies

### Average Food Miles

41

### Total Pounds of Local Food

1,380



**OHIO SCHOOLS COUNCIL**  
*Saving Schools Dollars...*

DISCLAIMER COPY: THIS DATA REPRESENTS ONLY LOCAL PURCHASING THROUGH THE OHIO SCHOOLS COUNCIL BID.

\*DAIRY = INCLUDES CHEESE AND YOGURT. DOES NOT INCLUDE FLUID MILK.

\*MISC. = INCLUDES ITEMS SUCH AS CIDER, HONEY, AND MAPLE SYRUP.

# Feed Our Future

## Purchasing Report & Metrics

Kenston Local Schools

2022-2023 School Year



Annual Spend

**\$4,735.25**

### Farm & Local Partners

- Bauman Orchards
- Eshleman Fruit Farm
- Fresh Local Produce of Ohio
- Fruit Growers Marketing Association
- Holthouse Farms
- Quarry Hill Orchards
- Riehm Produce Farm
- Shagbark Seed & Mill

### Spend by Category

Fruit	\$1,389.90
Veggie	\$2,159.10
Dairy	\$0.00
Grains	\$1,186.25
Meat/ Meat Alternatives	\$0.00
Misc.	\$0.00

### Top 3 Local Purchases

Lettuce

Apples

Tortilla  
Chips

### Average Food Miles

102

### Total Pounds of Local Food

2,206



**OHIO SCHOOLS COUNCIL**  
Saving Schools Dollars...

DISCLAIMER COPY: THIS DATA REPRESENTS ONLY LOCAL PURCHASING THROUGH THE OHIO SCHOOLS COUNCIL BID.

\*DAIRY = INCLUDES CHEESE AND YOGURT. DOES NOT INCLUDE FLUID MILK.

\*MISC. = INCLUDES ITEMS SUCH AS CIDER, HONEY, AND MAPLE SYRUP.

# Feed Our Future

## Purchasing Report & Metrics

Maple Heights City Schools

2022-2023 School Year



Annual Spend

**\$2,220.89**

### Farm & Local Partners

- Dough Go's
- Eshleman Fruit Farm
- Fruit Growers Marketing Association
- Fox Tail Farm
- Holthouse Farms
- Quarry Hill Orchards
- Riehm Produce Farm

### Spend by Category

Fruit	\$1,552.25
Veggie	\$58.50
Dairy	\$0.00
Grains	\$610.14
Meat/ Meat Alternatives	\$0.00
Misc.	\$0.00

### Top 3 Local Purchases

Apples

Breakfast  
Bars

Peaches

Average  
Food Miles

104

Total  
Pounds of  
Local Food

1,717



**OHIO SCHOOLS COUNCIL**  
*Saving Schools Dollars...*

DISCLAIMER COPY: THIS DATA REPRESENTS ONLY LOCAL PURCHASING THROUGH THE OHIO SCHOOLS COUNCIL BID.

\*DAIRY = INCLUDES CHEESE AND YOGURT. DOES NOT INCLUDE FLUID MILK.

\*MISC. = INCLUDES ITEMS SUCH AS CIDER, HONEY, AND MAPLE SYRUP.



# Feed Our Future

## Purchasing Report & Metrics

Massillon City Schools  
2022-2023 School Year



Annual Spend

**\$12,252.02**

### Farm & Local Partners

- Dough Go's

### Spend by Category

Fruit	\$0.00
Veggie	\$0.00
Dairy	\$0.00
Grains	\$12,252.02
Meat/ Meat Alternatives	\$0.00
Misc.	\$0.00

### Top 3 Local Purchases

Breakfast  
Bars

Whole Grain  
Cookies

Pizza Dough

### Average Food Miles

17

### Total Pounds of Local Food

3,810



**OHIO SCHOOLS COUNCIL**  
Saving Schools Dollars...

DISCLAIMER COPY: THIS DATA REPRESENTS ONLY LOCAL PURCHASING THROUGH THE OHIO SCHOOLS COUNCIL BID.

\*DAIRY = INCLUDES CHEESE AND YOGURT. DOES NOT INCLUDE FLUID MILK.

\*MISC. = INCLUDES ITEMS SUCH AS CIDER, HONEY, AND MAPLE SYRUP.

# Feed Our Future

## Purchasing Report & Metrics

Medina City Schools  
2022-2023 School Year



Annual Spend

**\$4,347.90**

### Farm & Local Partners

- Dough Go's

### Spend by Category

Fruit	\$0.00
Veggie	\$0.00
Dairy	\$0.00
Grains	\$4,347.90
Meat/ Meat Alternatives	\$0.00
Misc.	\$0.00

### Top 3 Local Purchases

Whole Grain  
Cookies

Breakfast  
Bars

Pizza Dough

### Average Food Miles

45

### Total Pounds of Local Food

1,505



# Feed Our Future

## Purchasing Report & Metrics

The Midview Schools  
2022-2023 School Year



Annual Spend

**\$262.50**

### Farm & Local Partners

- Quarry Hill Orchards

### Spend by Category

Fruit	\$262.50
Veggie	\$0.00
Dairy	\$0.00
Grains	\$0.00
Meat/ Meat Alternatives	\$0.00
Misc.	\$0.00

### Top Local Purchase

Apples

### Average Food Miles

32

### Total Pounds of Local Food

175



# Feed Our Future

## Purchasing Report & Metrics

North Royalton City Schools

2022-2023 School Year



Annual Spend

**\$287.45**

### Farm & Local Partners

- Bauman Orchards
- Fruit Growers Marketing Association
- Quarry Hill Orchards
- Shagbark Seed & Mill
- Sunsprout Farms of Central Ohio

### Spend by Category

Fruit	\$236.35
Veggie	\$0.00
Dairy	\$0.00
Grains	\$48.75
Meat/ Meat Alternatives	\$0.00
Misc.	\$2.35

### Top 3 Local Purchases

Apples

Tortilla  
Chips

Bean  
Sprouts

### Average Food Miles

115

### Total Pounds of Local Food

240



**OHIO SCHOOLS COUNCIL**  
*Saving Schools Dollars...*

DISCLAIMER COPY: THIS DATA REPRESENTS ONLY LOCAL PURCHASING THROUGH THE OHIO SCHOOLS COUNCIL BID.

\*DAIRY = INCLUDES CHEESE AND YOGURT. DOES NOT INCLUDE FLUID MILK.

\*MISC. = INCLUDES ITEMS SUCH AS CIDER, HONEY, AND MAPLE SYRUP.

# Feed Our Future

## Purchasing Report & Metrics

Norton City Schools  
2022-2023 School Year



Annual Spend

**\$10,195.00**

### Farm & Local Partners

- Dough Go's

### Spend by Category

Fruit	\$0.00
Veggie	\$0.00
Dairy	\$0.00
Grains	\$10,195.00
Meat/ Meat Alternatives	\$0.00
Misc.	\$0.00

### Top Local Purchase

Whole Grain  
Cookies

### Average Food Miles

28

### Total Pounds of Local Food

3,533





# Feed Our Future

## Purchasing Report & Metrics

Oberlin City Schools  
2022-2023 School Year



Annual Spend

**\$769.20**

### Farm & Local Partners

- The Pizza Bagel Lady

### Spend by Category

Fruit	\$0.00
Veggie	\$0.00
Dairy	\$0.00
Grains	\$769.20
Meat/ Meat Alternatives	\$0.00
Misc.	\$0.00

### Top Local Purchase

Pizza  
Bagels

### Average Food Miles

31

### Total Pounds of Local Food

520



# Feed Our Future

## Purchasing Report & Metrics

Olmsted Falls City Schools

2022-2023 School Year



Annual Spend

**\$13,645.36**

### Farm & Local Partners

- Dough Go's
- Sharbark Seed & Mill
- The Pizza Bagel Lady

### Spend by Category

Fruit	\$0.00
Veggie	\$0.00
Dairy	\$0.00
Grains	\$13,645.36
Meat/ Meat Alternatives	\$0.00
Misc.	\$0.00

### Top 3 Local Purchases

Whole Grain  
Cookies

Tortilla  
Chips

Cinnamon  
Bagels

### Average Food Miles

98

### Total Pounds of Local Food

4,585



**OHIO SCHOOLS COUNCIL**  
*Saving Schools Dollars...*

DISCLAIMER COPY: THIS DATA REPRESENTS ONLY LOCAL PURCHASING THROUGH THE OHIO SCHOOLS COUNCIL BID.

\*DAIRY = INCLUDES CHEESE AND YOGURT. DOES NOT INCLUDE FLUID MILK.

\*MISC. = INCLUDES ITEMS SUCH AS CIDER, HONEY, AND MAPLE SYRUP.

# Feed Our Future

## Purchasing Report & Metrics

Parma City School District

2022-2023 School Year



Annual Spend

**\$202,619.37**

### Farm & Local Partners

- Bauman Orchards
- Caruso
- Dough Go's
- Eshleman Fruit Farm
- Fox Tail Farm
- Fresh Local Produce of Ohio
- Fruit Growers Marketing Association
- Holthouse Farms
- Quarry Hill Orchards
- Richland Gro-Op Cooperation
- Riehm Produce Farm
- Shagbark Seed & Mill
- Stutzman Farms
- The Pizza Bagel Lady
- Weaver's Truck Patch
- 80 Acres Urban Agriculture

### Spend by Category

Fruit	\$68,448.44
Veggie	\$65,718.72
Dairy	\$0.00
Grains	\$68,452.21
Meat/ Meat Alternatives	\$0.00
Misc.	\$0.00

### Top 3 Local Purchases

Apples

Lettuce

Whole Grain  
Cookies

### Average Food Miles

92

### Total Pounds of Local Food

130,981



# Feed Our Future

## Purchasing Report & Metrics

Plain Local Schools  
2022-2023 School Year



Annual Spend

**\$29,508.48**

### Farm & Local Partners

- Bauman Orchards
- Dough Go's
- Eshleman Fruit Farm
- Fresh Local Produce of Ohio
- Fruit Growers Marketing Association
- Quarry Hill Orchards
- Shagbark Seed & Mill
- The Pizza Bagel Lady

### Spend by Category

Fruit	\$5,690.35
Veggie	\$412.50
Dairy	\$0.00
Grains	\$23,405.63
Meat/ Meat Alternatives	\$0.00
Misc.	\$0.00

### Top 3 Local Purchases

Whole Grain  
Cookies

Apples

Breakfast  
Bars

### Average Food Miles

66

### Total Pounds of Local Food

14,484



**OHIO SCHOOLS COUNCIL**  
*Saving Schools Dollars...*

DISCLAIMER COPY: THIS DATA REPRESENTS ONLY LOCAL PURCHASING THROUGH THE OHIO SCHOOLS COUNCIL BID.

\*DAIRY = INCLUDES CHEESE AND YOGURT. DOES NOT INCLUDE FLUID MILK.

\*MISC. = INCLUDES ITEMS SUCH AS CIDER, HONEY, AND MAPLE SYRUP.

# Feed Our Future

## Purchasing Report & Metrics

Revere Local Schools  
2022-2023 School Year



Annual Spend

**\$1,476.50**

### Farm & Local Partners

- Dough Go's

### Spend by Category

Fruit	\$0.00
Veggie	\$0.00
Dairy	\$0.00
Grains	\$1,476.50
Meat/ Meat Alternatives	\$0.00
Misc.	\$0.00

### Top 3 Local Purchases

Whole Grain  
Cookies

Pizza Dough

Breakfast  
Bars

### Average Food Miles

37

### Total Pounds of Local Food

1,093





# Feed Our Future

## Purchasing Report & Metrics

Solon City School District

2022-2023 School Year



Annual Spend

**\$9,027.13**

### Farm & Local Partners

- Dough Go's
- Fresh Local Produce of Ohio
- Fruit Growers Marketing Association
- Quarry Hill Orchards
- Riehm Produce Farm

### Spend by Category

Fruit	\$452.45
Veggie	\$1,628.25
Dairy	\$0.00
Grains	\$6,946.43
Meat/ Meat Alternatives	\$0.00
Misc.	\$0.00

### Top 3 Local Purchases

Whole Grain  
Cookies

Lettuce

Breakfast  
Bars

### Average Food Miles

67

### Total Pounds of Local Food

3,205



**OHIO SCHOOLS COUNCIL**  
*Saving Schools Dollars...*

DISCLAIMER COPY: THIS DATA REPRESENTS ONLY LOCAL PURCHASING THROUGH THE OHIO SCHOOLS COUNCIL BID.

\*DAIRY = INCLUDES CHEESE AND YOGURT. DOES NOT INCLUDE FLUID MILK.

\*MISC. = INCLUDES ITEMS SUCH AS CIDER, HONEY, AND MAPLE SYRUP.

# Feed Our Future

## Purchasing Report & Metrics

Saint Albert the Great  
2022-2023 School Year



Annual Spend

**\$3,508.60**

### Farm & Local Partners

- Dough Go's
- Quarry Hill Orchards
- Shagbark Seed & Mill

### Spend by Category

Fruit	\$115.20
Veggie	\$0.00
Dairy	\$0.00
Grains	\$3,393.40
Meat/ Meat Alternatives	\$0.00
Misc.	\$0.00

### Top 3 Local Purchases

Whole Grain  
Cookies

Pizza Dough

Breakfast  
Bars

### Average Food Miles

98

### Total Pounds of Local Food

1,858



**OHIO SCHOOLS COUNCIL**  
*Saving Schools Dollars...*

DISCLAIMER COPY: THIS DATA REPRESENTS ONLY LOCAL PURCHASING THROUGH THE OHIO SCHOOLS COUNCIL BID.

\*DAIRY = INCLUDES CHEESE AND YOGURT. DOES NOT INCLUDE FLUID MILK.

\*MISC. = INCLUDES ITEMS SUCH AS CIDER, HONEY, AND MAPLE SYRUP.

# Feed Our Future

## Purchasing Report & Metrics

St. Columbille

2022-2023 School Year



Annual Spend

**\$1,145.36**

### Farm & Local Partners

- Dough Go's

### Spend by Category

Fruit	\$0.00
Veggie	\$0.00
Dairy	\$0.00
Grains	\$1,145.36
Meat/ Meat Alternatives	\$0.00
Misc.	\$0.00

### Top 3 Local Purchases

Pizza Dough

Whole Grain  
Cookies

Breakfast  
Bars

### Average Food Miles

54

### Total Pounds of Local Food

729



**OHIO SCHOOLS COUNCIL**  
*Saving Schools Dollars...*

DISCLAIMER COPY: THIS DATA REPRESENTS ONLY LOCAL PURCHASING THROUGH THE OHIO SCHOOLS COUNCIL BID.

\*DAIRY = INCLUDES CHEESE AND YOGURT. DOES NOT INCLUDE FLUID MILK.

\*MISC. = INCLUDES ITEMS SUCH AS CIDER, HONEY, AND MAPLE SYRUP.

# Feed Our Future

## Purchasing Report & Metrics

Stow-Monroe Falls City Schools

2022-2023 School Year



Annual Spend

**\$1,959.85**

### Farm & Local Partners

- Dough Go's

### Spend by Category

Fruit	\$0.00
Veggie	\$0.00
Dairy	\$0.00
Grains	\$1,959.85
Meat/ Meat Alternatives	\$0.00
Misc.	\$0.00

### Top 2 Local Purchases

Breakfast  
Bars

Whole Grain  
Cookies

### Average Food Miles

32

### Total Pounds of Local Food

603



**OHIO SCHOOLS COUNCIL**  
Saving Schools Dollars...

DISCLAIMER COPY: THIS DATA REPRESENTS ONLY LOCAL PURCHASING THROUGH THE OHIO SCHOOLS COUNCIL BID.

\*DAIRY = INCLUDES CHEESE AND YOGURT. DOES NOT INCLUDE FLUID MILK.

\*MISC. = INCLUDES ITEMS SUCH AS CIDER, HONEY, AND MAPLE SYRUP.

# Feed Our Future

## Purchasing Report & Metrics

Tallmadge City Schools

2022-2023 School Year



Annual Spend

**\$4,304.09**

### Farm & Local Partners

- Bauman Orchards
- Buurma Farms
- Dough Go's
- Eshleman Fruit Farm
- Fox Tail Farm
- Fresh Local Produce of Ohio
- Fruit Growers Marketing Association
- Holthouse Farm
- Hyrdogrowers Produce
- Quarry Hill Orchards
- Riehm Produce Farm

### Spend by Category

Fruit	\$145.50
Veggie	\$474.00
Dairy	\$0.00
Grains	\$3,684.59
Meat/ Meat Alternatives	\$0.00
Misc.	\$0.00

### Top 3 Local Purchases

Whole Grain  
Cookies

Pizza Dough

Breakfast  
Bars

### Average Food Miles

81

### Total Pounds of Local Food

2,080



**OHIO SCHOOLS COUNCIL**  
*Saving Schools Dollars...*

DISCLAIMER COPY: THIS DATA REPRESENTS ONLY LOCAL PURCHASING THROUGH THE OHIO SCHOOLS COUNCIL BID.

\*DAIRY = INCLUDES CHEESE AND YOGURT. DOES NOT INCLUDE FLUID MILK.

\*MISC. = INCLUDES ITEMS SUCH AS CIDER, HONEY, AND MAPLE SYRUP.



# Feed Our Future

## Purchasing Report & Metrics

Vermilion Local Schools

2022-2023 School Year



Annual Spend

**\$1,778.26**

### Farm & Local Partners

- Dough Go's
- Fruit Growers Marketing Association

### Spend by Category

Fruit	\$79.90
Veggie	\$0.00
Dairy	\$0.00
Grains	\$1,698.36
Meat/ Meat Alternatives	\$0.00
Misc.	\$0.00

### Top 3 Local Purchases

Whole Grain  
Cookies

Breakfast  
Bars

Apples

### Average Food Miles

109

### Total Pounds of Local Food

640



**OHIO SCHOOLS COUNCIL**  
*Saving Schools Dollars...*

DISCLAIMER COPY: THIS DATA REPRESENTS ONLY LOCAL PURCHASING THROUGH THE OHIO SCHOOLS COUNCIL BID.

\*DAIRY = INCLUDES CHEESE AND YOGURT. DOES NOT INCLUDE FLUID MILK.

\*MISC. = INCLUDES ITEMS SUCH AS CIDER, HONEY, AND MAPLE SYRUP.

# Feed Our Future

## Purchasing Report & Metrics

Wadsworth City Schools

2022-2023 School Year



Annual Spend

**\$16,853.08**

### Farm & Local Partners

- Dough Go's

### Spend by Category

Fruit	\$0.00
Veggie	\$0.00
Dairy	\$0.00
Grains	\$16,853.08
Meat/ Meat Alternatives	\$0.00
Misc.	\$0.00

### Top 2 Local Purchases

Pizza Dough

Whole Grain  
Cookies

### Average Food Miles

34

### Total Pounds of Local Food

14,316



**OHIO SCHOOLS COUNCIL**  
*Saving Schools Dollars...*

DISCLAIMER COPY: THIS DATA REPRESENTS ONLY LOCAL PURCHASING THROUGH THE OHIO SCHOOLS COUNCIL BID.

\*DAIRY = INCLUDES CHEESE AND YOGURT. DOES NOT INCLUDE FLUID MILK.

\*MISC. = INCLUDES ITEMS SUCH AS CIDER, HONEY, AND MAPLE SYRUP.

# Feed Our Future

## Purchasing Report & Metrics

Wellington Exempted Village School District  
2022-2023 School Year



Annual Spend

**\$2,209.44**

### Farm & Local Partners

- Dough Go's
- Eshleman Fruit Farm
- Quarry Hill Orchards
- The Pizza Bagel Lady

### Spend by Category

Fruit	\$581.39
Veggie	\$0.00
Dairy	\$0.00
Grains	\$1,628.05
Meat/ Meat Alternatives	\$0.00
Misc.	\$0.00

### Top 3 Local Purchases

Whole Grain  
Cookies

Apples

Cinnamon  
Bagels

### Average Food Miles

44

### Total Pounds of Local Food

1,050



**OHIO SCHOOLS COUNCIL**  
*Saving Schools Dollars...*

DISCLAIMER COPY: THIS DATA REPRESENTS ONLY LOCAL PURCHASING THROUGH THE OHIO SCHOOLS COUNCIL BID.

\*DAIRY = INCLUDES CHEESE AND YOGURT. DOES NOT INCLUDE FLUID MILK.

\*MISC. = INCLUDES ITEMS SUCH AS CIDER, HONEY, AND MAPLE SYRUP.

# Feed Our Future

## Purchasing Report & Metrics

Westlake City Schools

2022-2023 School Year



Annual Spend

**\$9,309.97**

### Farm & Local Partners

- Dough Go's
- The Pizza Bagel Lady

### Spend by Category

Fruit	\$0.00
Veggie	\$0.00
Dairy	\$0.00
Grains	\$9,309.97
Meat/ Meat Alternatives	\$0.00
Misc.	\$0.00

### Top 2 Local Purchases

Whole Grain  
Cookies

Pizza  
Bagels

### Average Food Miles

42

### Total Pounds of Local Food

3,021



**OHIO SCHOOLS COUNCIL**  
*Saving Schools Dollars...*

DISCLAIMER COPY: THIS DATA REPRESENTS ONLY LOCAL PURCHASING THROUGH THE OHIO SCHOOLS COUNCIL BID.

\*DAIRY = INCLUDES CHEESE AND YOGURT. DOES NOT INCLUDE FLUID MILK.

\*MISC. = INCLUDES ITEMS SUCH AS CIDER, HONEY, AND MAPLE SYRUP.

# Feed Our Future

## Purchasing Report & Metrics

Woodridge Local School District

2022-2023 School Year



Annual Spend

**\$5,939.04**

### Farm & Local Partners

- Bauman Orchards
- Dough Go's
- Quarry Hill Orchards
- Riehm Produce Farm
- The Pizza Bagel Lady
- Whirlybird Granola

### Spend by Category

Fruit	\$188.85
Veggie	\$10.00
Dairy	\$0.00
Grains	\$5,740.19
Meat/ Meat Alternatives	\$0.00
Misc.	\$0.00

### Top 3 Local Purchases

Whole Grain  
Cookies

Breakfast  
Bars

Apples

### Average Food Miles

86

### Total Pounds of Local Food

2,110



**OHIO SCHOOLS COUNCIL**  
*Saving Schools Dollars...*

DISCLAIMER COPY: THIS DATA REPRESENTS ONLY LOCAL PURCHASING THROUGH THE OHIO SCHOOLS COUNCIL BID.

\*DAIRY = INCLUDES CHEESE AND YOGURT. DOES NOT INCLUDE FLUID MILK.

\*MISC. = INCLUDES ITEMS SUCH AS CIDER, HONEY, AND MAPLE SYRUP.



# Feed Our Future Southwest Ohio Purchasing Report & Metrics



2022-2023 School Year

Feed Our Future is a cross-sector collaboration of organizations and individuals that work together to ensure that ALL children, regardless of their school district, have access to fresh, healthy, and when available local foods. A critical component to this work is making it as easy as possible for school districts to buy local foods within federal procurement policies and procedures.

In 2020, our region received funding to adopt the Feed Our Future model, which focuses on turnkey solutions, including 1) working within bidding cooperatives to increase the amount of local food purchased easily by schools, 2) narrowing the range of products to focus on what grows well in our region and what schools want to serve, and 3) marketing support.

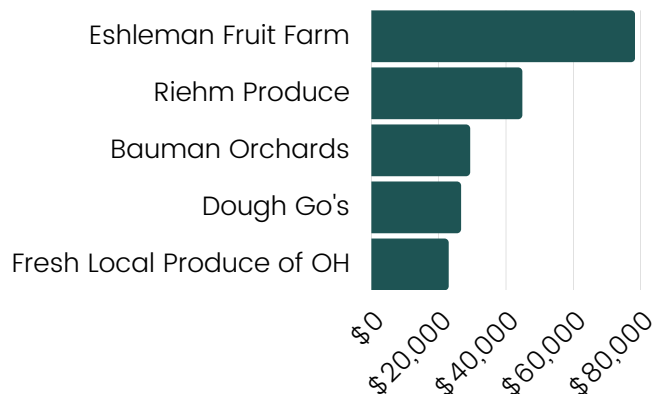
Total Spend:

**\$359,292.39**

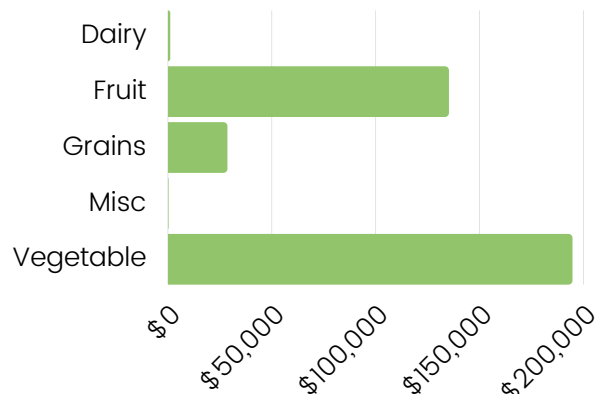
**4**

School Districts in SW OH  
purchasing local foods and  
participating in Feed Our Future

## Local Food Sales by Top 5 Vendors:



## Spending by Meal Component:



Sales from Small Businesses  
and Woman-Owned Farms

**37%**

DISCLAIMER: THIS DATA REPRESENTS ONLY LOCAL PURCHASING THROUGH CREATION GARDENS (WHAT CHEFS WANT!). WE RECOGNIZE AND APPRECIATE LOCAL FOOD SPENDING WITH OTHER VENDORS IN ADDITION TO THIS BID.

# Feed Our Future

## Local Menu Takeover

### Southwest Ohio Pilot



2022 - 2023 School Year

#### Total Sales for Program

**\$21,813**

#### Farm & Local Partners

- 12 Ohio Farms and Food Artisans
- 6 Kentucky Farms and Food Artisans
- 1 Indiana Farm

#### Spend by School for Program\*

Campbell County Schools	\$665
Cincinnati Public Schools	\$12,789
Milford Exempted Village Schools	\$3,889
West Clermont Local Schools	\$4,470



#### Sales Generated for Woman-Owned Businesses Due to the Program

**\$18,636**

#### Servings of Local Food from Oct. 3-7

**12,000**

\*DISCLAIMER: THIS DATA REPRESENTS ONLY LOCAL PURCHASING THROUGH CREATION GARDENS (WHAT CHEFS WANT!) AND DOUGH GO'S. ADDITIONAL LOCAL FOOD SALES TO THESE SCHOOLS IS NOT INCLUDED, BUT WE STILL CELEBRATE AND SUPPORT IT!

# Feed Our Future

## Purchasing Report & Metrics

Cincinnati Public Schools  
2022 - 2023 School Year



### Annual Spend

**\$315,815.12**

### Farm & Local Partners

- AppHarvest Morehead Farm
- Bauman Orchards
- Cornett Farms
- Eshleman Fruit Farm
- Fox Tail Farm
- Fresh Local Produce of Ohio
- Fruit Growers Marketing Association
- H&H Farms
- Holthouse Farms
- Quarry Hill Orchards
- Riehm Produce Farm
- Wayward Seed Farms

### Spend by Category

Fruit	\$124,643.79
Veggie	\$191,171.33
Dairy	\$0
Grains	\$0
Meat/ Meat Alternatives	\$0
Value Added Products	\$0

### Top 3 Local Purchases

Freestone  
Peaches

Golden  
Beet  
Strips

Carrot  
Coins

### Total Pounds Purchased

161,020

DISCLAIMER: THIS DATA REPRESENTS ONLY LOCAL PURCHASING THROUGH CREATION GARDENS (WHAT CHEFS WANT!). WE RECOGNIZE AND APPRECIATE LOCAL FOOD SPENDING WITH OTHER VENDORS IN ADDITION TO THIS BID.

# Feed Our Future

## Purchasing Report & Metrics

Milford Village Exempted Schools  
2022 - 2023 School Year



### Annual Spend

**\$13,274.76**

### Farm & Local Partners

- AppHarvest Morehead Farm
- Bauman Orchards
- Dough Go's
- Eshleman Fruit Farm
- Fox Tail Farm
- Holthouse Farms
- KHI Food
- KY Blueberry Growers Association
- Snowville Creamery
- The Pizza Bagel Lady

### Spend by Category

Fruit	\$364.41
Veggie	\$457.72
Dairy	\$444.45
Grains	\$12,008.18
Meat/ Meat Alternatives	\$0
Value Added Products	\$0

### Top 3 Local Purchases

Pizza  
Bagels

2% Plain  
Yogurt

Red Grape  
Tomatoes

### Total Pounds Purchased

1,166

DISCLAIMER: THIS DATA REPRESENTS ONLY LOCAL PURCHASING THROUGH CREATION GARDENS (WHAT CHEFS WANT!). WE RECOGNIZE AND APPRECIATE LOCAL FOOD SPENDING WITH OTHER VENDORS IN ADDITION TO THIS BID.



# Feed Our Future

## Purchasing Report & Metrics

Ripley Union Lewis Huntington  
2022 - 2023 School Year



### Annual Spend

**\$2,364.73**

### Farm & Local Partners

- Bauman Orchards
- Eshleman Fruit Farm
- Fruit Growers Marketing Association
- H&H Farms
- Holthouse Farms
- Kentucky Fresh Harvest
- Riehm Produce Farm
- Wayward Seed Farms

### Spend by Category

Fruit	\$1,132.45
Veggie	\$1,232.28
Dairy	\$0
Grains	\$0
Meat/ Meat Alternatives	\$0
Value Added Products	\$0

### Top 3 Local Purchases

Parsnip  
Coins

Carrot  
Coins

Turnip  
Sticks

### Total Pounds Purchased

1,432

DISCLAIMER: THIS DATA REPRESENTS ONLY LOCAL PURCHASING THROUGH CREATION GARDENS (WHAT CHEFS WANT!). WE RECOGNIZE AND APPRECIATE LOCAL FOOD SPENDING WITH OTHER VENDORS IN ADDITION TO THIS BID.



# Feed Our Future

## Purchasing Report & Metrics

West Clermont Schools  
2022 - 2023 School Year



### Annual Spend

**\$27,837.78**

### Farm & Local Partners

- Bauman Orchards
- Eshleman Fruit Farm
- Fruit Growers Marketing Assoc.
- H&H Farms
- Home Grown Direct
- Kentucky Farm Fresh
- Lobenstein Farm
- Mount Pleasant Acres
- Riehm Produce
- Shagbark Seed & Mill
- Snowville Creamery
- Wayward Seed Farms

### Spend by Category

Fruit	\$8,945.95
Veggie	\$1,663.43
Dairy	\$554.46
Grains	\$16,508.94
Meat/ Meat Alternatives	\$165.00
Value Added Products	\$0

### Top 3 Local Purchases

Cornbread  
Crackers

Gala  
Apples

Golden  
Delicious  
Apples

### Total Pounds Purchased

10,916

DISCLAIMER: THIS DATA REPRESENTS ONLY LOCAL PURCHASING THROUGH CREATION GARDENS (WHAT CHEFS WANT!). WE RECOGNIZE AND APPRECIATE LOCAL FOOD SPENDING WITH OTHER VENDORS IN ADDITION TO THIS BID.

# Feed Our Future

## Purchasing Report & Metrics

Campbell County Schools (KY)  
2022 - 2023 School Year



### Annual Spend

**\$666.27**

### Farm & Local Partners

- Bauman Orchards
- Davidson Family Growers
- Eshleman Fruit Farm
- Holthouse Farms
- Wayward Seed Farms

### Spend by Category

Fruit	\$210.36
Veggie	\$455.91
Dairy	\$0
Grains	\$0
Meat/ Meat Alternatives	\$0
Value Added Products	\$0

### Top 3 Local Purchases

Grape  
Tomatoes

Head  
Lettuce  
Mix

Golden  
Apples  
(Variety)

### Total Pounds Purchased

318

DISCLAIMER: THIS DATA REPRESENTS ONLY LOCAL PURCHASING THROUGH CREATION GARDENS (WHAT CHEFS WANT!). WE RECOGNIZE AND APPRECIATE LOCAL FOOD SPENDING WITH OTHER VENDORS IN ADDITION TO THIS BID.