

Feed Our Future

Farm to School Bid Purchasing Summary



2021-2022 School Year

Feed Our Future is a cross-sector collaboration of organizations and individuals that work together to ensure that ALL children, regardless of their school district, have access to fresh, healthy, and when available local foods. A critical component to this work is making it as easy as possible for school districts to buy local foods within federal procurement policies and procedures.

Feed Our Future and its partners have innovated a farm to school bid that supports local food procurement by school districts in both Northeast and Southwest Ohio. The bid focuses on fruits, vegetables, and value added products with local ingredients, and provides the infrastructure and opportunity needed by school districts to buy local foods. Critical to the success of local procurement is our partnership with school buying cooperatives, Ohio Schools Council and Unified Purchasing Cooperative, who work on behalf of their members to secure competitive pricing.

Farm to School Bid At A Glance

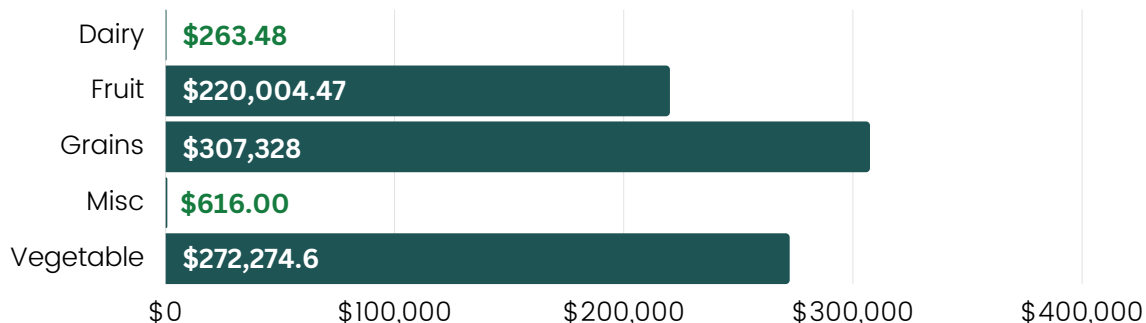
Total Spend:

\$798,343.86

36

School Districts across OH
purchasing local foods and
participating in Feed Our Future

Spending by Meal Component:



DISCLAIMER: THIS DATA REPRESENTS ONLY LOCAL PURCHASING THROUGH THE OHIO SCHOOLS COUNCIL BID IN NE OH AND THROUGH CREATION GARDENS (WHAT CHEFS WANT!) IN SE OH.
WE RECOGNIZE AND APPRECIATE LOCAL FOOD SPENDING WITH OTHER VENDORS IN ADDITION TO THIS BID.

Feed Our Future

Farm to School Bid Purchasing Summary



2021-2022 School Year

Northeast Ohio Achievements

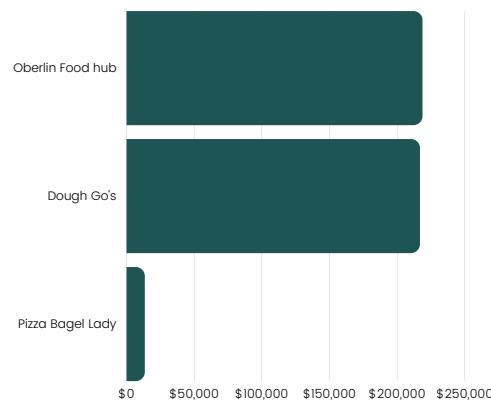
Total Spend:

\$448,807.00

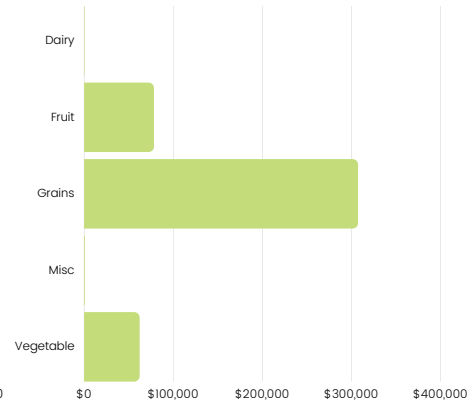
33

School Districts in SW OH
purchasing local foods and
participating in Feed Our Future

Local Food Sales by Vendor:



Spending by Meal Component:



Sales from Small Businesses
and Woman-Owned Farms

84%

Southwest Ohio Achievements

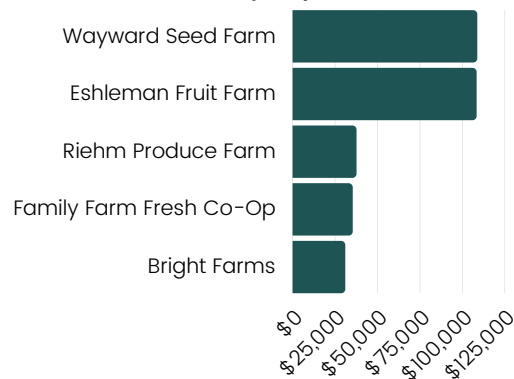
Total Spend:

\$349,536.86

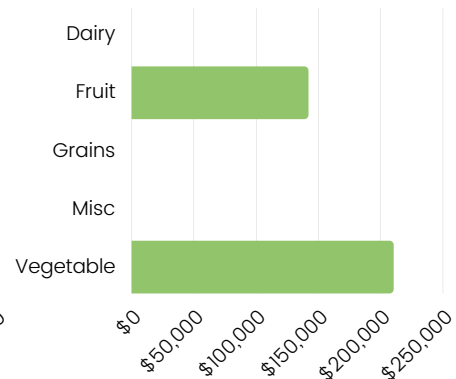
3

School Districts in SW OH
purchasing local foods and
participating in Feed Our Future

Local Food Sales by Top 5 Vendors:



Spending by Meal Component:



Sales from Small Businesses
and Woman-Owned Farms

31%

DISCLAIMER: THIS DATA REPRESENTS ONLY LOCAL PURCHASING THROUGH THE OHIO SCHOOLS COUNCIL BID IN NE OH AND THROUGH CREATION GARDENS (WHAT CHEFS WANT!) IN SE OH.
WE RECOGNIZE AND APPRECIATE LOCAL FOOD SPENDING WITH OTHER VENDORS IN ADDITION TO THIS BID.

Feed Our Future

Northeast Ohio Purchasing Report & Metrics

2021-2022 School Year



Feed Our Future is a cross-sector collaboration of organizations and individuals that work together to ensure that ALL children, regardless of their school district, have access to fresh, healthy, and when available local foods. A critical component to this work is making it as easy as possible for school districts to buy local foods within federal procurement policies and procedures.

Since 2015, Feed Our Future and Ohio Schools Council have innovated a farm to school bid that supports local food procurement by school districts across Northeast Ohio. The bid focuses on fruits, vegetables, and value added products with local ingredients, and provides the infrastructure and opportunity needed by school districts to buy local foods.

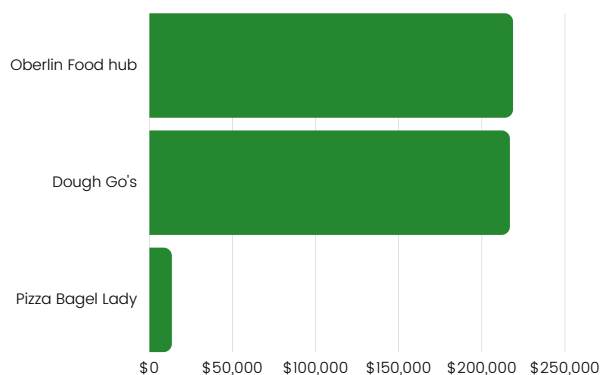
Total Spend:

\$448,807.00

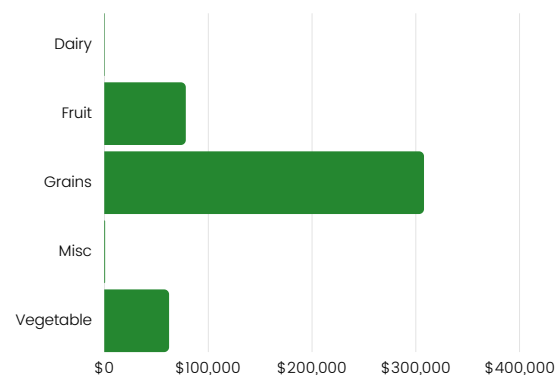
33

School Districts in Northeast
Ohio purchasing local foods

Local Food Sales by Vendor:



Spending by Meal Component:



Sales to Woman-Owned Farms and Food
Businesses

84%



OHIO SCHOOLS COUNCIL
Saving Schools Dollars...

DISCLAIMER COPY: THIS DATA REPRESENTS ONLY LOCAL PURCHASING THROUGH THE OHIO SCHOOLS COUNCIL BID.

*DAIRY = INCLUDES CHEESE AND YOGURT. DOES NOT INCLUDE FLUID MILK.

*MISC. = INCLUDES ITEMS SUCH AS CIDER, HONEY, AND MAPLE SYRUP.

Feed Our Future

Purchasing Report & Metrics

Akron City School District
2021-2022 School Year



Annual Spend

\$15,401.40

Farm & Local Partners

- Dough Go's
- The Pizza Bagel Lady

Spend by Category

Fruit	\$0.00
Veggie	\$0.00
Dairy	\$0.00
Grains	\$15,501.40
Meat/ Meat Alternatives	\$0.00
Misc.	\$0.00

Top 3 Local Purchases

Breakfast
Bars

Whole Grain
Cookies

Pizza
Bagels

Number of Years Participating in the Bid

3



OHIO SCHOOLS COUNCIL
Saving Schools Dollars...

DISCLAIMER COPY: THIS DATA REPRESENTS ONLY LOCAL PURCHASING THROUGH THE OHIO SCHOOLS COUNCIL BID.
*DAIRY = INCLUDES CHEESE AND YOGURT. DOES NOT INCLUDE FLUID MILK.
*MISC. = INCLUDES ITEMS SUCH AS CIDER, HONEY, AND MAPLE SYRUP.

Feed Our Future

Purchasing Report & Metrics

Avon Lake City School District

2021-2022 School Year



Annual Spend

\$23,134.29

Farm & Local Partners

- Dillion Fruit Farm
- Dough Go's
- Free Leafy Greens
- Great Lakes Growers
- Holistic Acres
- Ohio Fruit Growers
- Quarry Hill Orchards
- Raymond Yoder Jr.
- Stutzman Farms
- The Pizza Bagel Lady
- Wayward Seed Farm

Spend by Category

Fruit	\$1,496.00
Veggie	\$1,285.86
Dairy	\$0.00
Grains	\$20,204.45
Meat/ Meat Alternatives	\$49.18
Misc.	\$98.80

Top 3 Local Purchases

Whole Grain
Cookies

Pizza
Bagels

Apples

Number of Years Participating in the Bid

3



OHIO SCHOOLS COUNCIL
Saving Schools Dollars...

DISCLAIMER COPY: THIS DATA REPRESENTS ONLY LOCAL PURCHASING THROUGH THE OHIO SCHOOLS COUNCIL BID.

*DAIRY = INCLUDES CHEESE AND YOGURT. DOES NOT INCLUDE FLUID MILK.

*MISC. = INCLUDES ITEMS SUCH AS CIDER, HONEY, AND MAPLE SYRUP.

Feed Our Future

Purchasing Report & Metrics

Bedford City School District
2021-2022 School Year



Annual Spend

\$1,095.90

Farm & Local Partners

- Green City Growers
- Holmes Mouth Watering Applesauce
- Quarry Hill Orchards

Spend by Category

Fruit	\$395.90
Veggie	\$700.00
Dairy	\$0.00
Grains	\$0.00
Meat/ Meat Alternatives	\$0.00
Misc.	\$0.00

Top 3 Local Purchases

Lettuce

Apples

Applesauce

Number of Years Participating in the Bid

3



OHIO SCHOOLS COUNCIL
Saving Schools Dollars...

DISCLAIMER COPY: THIS DATA REPRESENTS ONLY LOCAL PURCHASING THROUGH THE OHIO SCHOOLS COUNCIL BID.
*DAIRY = INCLUDES CHEESE AND YOGURT. DOES NOT INCLUDE FLUID MILK.
*MISC. = INCLUDES ITEMS SUCH AS CIDER, HONEY, AND MAPLE SYRUP.

Feed Our Future

Purchasing Report & Metrics

Berea City School District
2021-2022 School Year



Annual Spend

\$2,205.00

Farm & Local Partners

- Dough Go's

Spend by Category

Fruit \$0.00

Veggie \$0.00

Dairy \$0.00

Grains \$2,205.00

Meat/
Meat Alternatives \$0.00

Misc. \$0.00

Top Local Purchase

Whole Grain Cookies

Number of Years Participating in the Bid

1



OHIO SCHOOLS COUNCIL
Saving Schools Dollars...

DISCLAIMER COPY: THIS DATA REPRESENTS ONLY LOCAL PURCHASING THROUGH THE OHIO SCHOOLS COUNCIL BID.

*DAIRY = INCLUDES CHEESE AND YOGURT. DOES NOT INCLUDE FLUID MILK.

*MISC. = INCLUDES ITEMS SUCH AS CIDER, HONEY, AND MAPLE SYRUP.

Feed Our Future

Purchasing Report & Metrics

Brecksville Broadview Heights City School District
2021-2022 School Year



Annual Spend

\$8,344.43

Farm & Local Partners

- Dillion Fruit Farm
- Dough Go's
- Great Lakes Growers
- Ohio Fruit Growers
- Quarry Hill Orchards
- The Pizza Bagel Lady
- Wayward Seed Farm

Spend by Category

Fruit	\$385.00
Veggie	\$56.70
Dairy	\$0.00
Grains	\$7,902.73
Meat/ Meat Alternatives	\$0.00
Misc.	\$0.00

Top 3 Local Purchases

Whole Grain
Cookies

Breakfast
Bar

Pizza
Bagels

Number of Years Participating in the Bid

3



OHIO SCHOOLS COUNCIL
Saving Schools Dollars...

DISCLAIMER COPY: THIS DATA REPRESENTS ONLY LOCAL PURCHASING THROUGH THE OHIO SCHOOLS COUNCIL BID.

*DAIRY = INCLUDES CHEESE AND YOGURT. DOES NOT INCLUDE FLUID MILK.

*MISC. = INCLUDES ITEMS SUCH AS CIDER, HONEY, AND MAPLE SYRUP.

Feed Our Future

Purchasing Report & Metrics

Canton City School District
2021-2022 School Year



Annual Spend

\$19,681.81

Farm & Local Partners

- Dough Go's

Spend by Category

Fruit \$0.00

Veggie \$0.00

Dairy \$0.00

Grains \$19,681.81

Meat/
Meat Alternatives \$0.00

Misc. \$0.00

Top Local Purchase

Pizza Dough

Whole Grain
Cookies

Number of Years Participating in the Bid

1



OHIO SCHOOLS COUNCIL
Saving Schools Dollars...

DISCLAIMER COPY: THIS DATA REPRESENTS ONLY LOCAL PURCHASING THROUGH THE OHIO SCHOOLS COUNCIL BID.

*DAIRY = INCLUDES CHEESE AND YOGURT. DOES NOT INCLUDE FLUID MILK.

*MISC. = INCLUDES ITEMS SUCH AS CIDER, HONEY, AND MAPLE SYRUP.

Feed Our Future

Purchasing Report & Metrics

Cloverleaf City School District
2021-2022 School Year



Annual Spend

\$2,806.80

Farm & Local Partners

- Dough Go's

Spend by Category

Fruit	\$0.00
Veggie	\$0.00
Dairy	\$0.00
Grains	\$2,806.80
Meat/ Meat Alternatives	\$0.00
Misc.	\$0.00

Top Local Purchases

Whole Grain
Cookies

Breakfast Bar

Number of Years Participating in the Bid

1



OHIO SCHOOLS COUNCIL
Saving Schools Dollars...

DISCLAIMER COPY: THIS DATA REPRESENTS ONLY LOCAL PURCHASING THROUGH THE OHIO SCHOOLS COUNCIL BID.
*DAIRY = INCLUDES CHEESE AND YOGURT. DOES NOT INCLUDE FLUID MILK.
*MISC. = INCLUDES ITEMS SUCH AS CIDER, HONEY, AND MAPLE SYRUP.

Feed Our Future

Purchasing Report & Metrics

Copley-Fairlawn City School District
2021-2022 School Year



Annual Spend

\$3,930.50

Farm & Local Partners

- Dough Go's
- The Pizza Bagel Lady

Spend by Category

Fruit	\$0.00
Veggie	\$0.00
Dairy	\$0.00
Grains	\$3,930.50
Meat/ Meat Alternatives	\$0.00
Misc.	\$0.00

Top 3 Local Purchases

Whole Grain
Cookies

Breakfast
Bar

Pizza
Bagels

Number of Years Participating in the Bid

1



OHIO SCHOOLS COUNCIL
Saving Schools Dollars...

DISCLAIMER COPY: THIS DATA REPRESENTS ONLY LOCAL PURCHASING THROUGH THE OHIO SCHOOLS COUNCIL BID.
*DAIRY = INCLUDES CHEESE AND YOGURT. DOES NOT INCLUDE FLUID MILK.
*MISC. = INCLUDES ITEMS SUCH AS CIDER, HONEY, AND MAPLE SYRUP.

Feed Our Future

Purchasing Report & Metrics

East Cleveland City School District
2021-2022 School Year



Annual Spend

\$586.27

Farm & Local Partners

- Dough Go's
- Great Lakes Growers
- Middlefield Cheese
- Quarry Hills Orchards
- Shagbark Seed Mill
- The Pizza Bagel Lady

Spend by Category

Fruit	\$184.00
Veggie	\$35.10
Dairy	\$19.38
Grains	\$347.79
Meat/ Meat Alternatives	\$0.00
Misc.	\$0.00

Top 3 Local Purchases

Whole Grain
Cookies

Apples

Pizza
Bagels

Number of Years Participating in the Bid

3



OHIO SCHOOLS COUNCIL
Saving Schools Dollars...

DISCLAIMER COPY: THIS DATA REPRESENTS ONLY LOCAL PURCHASING THROUGH THE OHIO SCHOOLS COUNCIL BID.
*DAIRY = INCLUDES CHEESE AND YOGURT. DOES NOT INCLUDE FLUID MILK.
*MISC. = INCLUDES ITEMS SUCH AS CIDER, HONEY, AND MAPLE SYRUP.

Feed Our Future

Purchasing Report & Metrics

Fairview Park City School District
2021-2022 School Year



Annual Spend

\$2,579.33

Farm & Local Partners

- Great Lakes Growers
- Grobe Fruit Farm
- Middlefield Cheese
- Quarry Hill Orchards
- Shagbark Seed Mill
- Sidekicks Salsa
- The Pizza Bagel Lady
- Weaver's Truck Patch

Spend by Category

Fruit	\$237.40
Veggie	\$413.95
Dairy	\$108.44
Grains	\$1,819.54
Meat/ Meat Alternatives	\$0.00
Misc.	\$0.00

Top 3 Local Purchases

Pizza
Bagels

Lettuce

Green
Beans

Number of Years Participating in the Bid

3



OHIO SCHOOLS COUNCIL
Saving Schools Dollars...

DISCLAIMER COPY: THIS DATA REPRESENTS ONLY LOCAL PURCHASING THROUGH THE OHIO SCHOOLS COUNCIL BID.
*DAIRY = INCLUDES CHEESE AND YOGURT. DOES NOT INCLUDE FLUID MILK.
*MISC. = INCLUDES ITEMS SUCH AS CIDER, HONEY, AND MAPLE SYRUP.

Feed Our Future

Purchasing Report & Metrics

Garfield Heights City School District
2021-2022 School Year



Annual Spend

\$13,665.72

Farm & Local Partners

- Dough Go's

Spend by Category

Fruit	\$0.00
Veggie	\$0.00
Dairy	\$0.00
Grains	\$13,665.72
Meat/ Meat Alternatives	\$0.00
Misc.	\$0.00

Top 3 Local Purchases

Whole Grain
Cookies

Breakfast
Bar

Pizza Dough

Number of Years Participating in the Bid

3



OHIO SCHOOLS COUNCIL
Saving Schools Dollars...

DISCLAIMER COPY: THIS DATA REPRESENTS ONLY LOCAL PURCHASING THROUGH THE OHIO SCHOOLS COUNCIL BID.
*DAIRY = INCLUDES CHEESE AND YOGURT. DOES NOT INCLUDE FLUID MILK.
*MISC. = INCLUDES ITEMS SUCH AS CIDER, HONEY, AND MAPLE SYRUP.

Feed Our Future

Purchasing Report & Metrics

Hudson City School District
2021-2022 School Year



Annual Spend

\$21,840.49

Farm & Local Partners

- Dough Go's
- The Pizza Bagel Lady

Spend by Category

Fruit	\$0.00
Veggie	\$0.00
Dairy	\$0.00
Grains	\$21,840.49
Meat/ Meat Alternatives	\$0.00
Misc.	\$0.00

Top 3 Local Purchases

Whole Grain
Cookies

Breakfast
Bar

Pizza Dough

Number of Years Participating in the Bid

2



OHIO SCHOOLS COUNCIL
Saving Schools Dollars...

DISCLAIMER COPY: THIS DATA REPRESENTS ONLY LOCAL PURCHASING THROUGH THE OHIO SCHOOLS COUNCIL BID.
*DAIRY = INCLUDES CHEESE AND YOGURT. DOES NOT INCLUDE FLUID MILK.
*MISC. = INCLUDES ITEMS SUCH AS CIDER, HONEY, AND MAPLE SYRUP.

Feed Our Future

Purchasing Report & Metrics

Independence City School District
2021-2022 School Year



Annual Spend

\$5,204.90

Farm & Local Partners

- Dough Go's
- Green City Growers
- Lettuce Heads Farm
- Oberlin Food Hub
- Quarry Hill Orchards
- The Pizza Bagel Lady
- Weaver's Truck Patch

Spend by Category

Fruit	\$92.80
Veggie	\$48.00
Dairy	\$0.00
Grains	\$5,064.10
Meat/ Meat Alternatives	\$0.00
Misc.	\$0.00

Top 3 Local Purchases

Whole Grain
Cookies

Pizza
Bagels

Peaches

Number of Years Participating in the Bid

3



OHIO SCHOOLS COUNCIL
Saving Schools Dollars...

DISCLAIMER COPY: THIS DATA REPRESENTS ONLY LOCAL PURCHASING THROUGH THE OHIO SCHOOLS COUNCIL BID.
*DAIRY = INCLUDES CHEESE AND YOGURT. DOES NOT INCLUDE FLUID MILK.
*MISC. = INCLUDES ITEMS SUCH AS CIDER, HONEY, AND MAPLE SYRUP.

Feed Our Future

Purchasing Report & Metrics

Jackson Local School District
2021-2022 School Year



Annual Spend

\$30,738.14

Farm & Local Partners

- Dough Go's
- Great Lakes Growers
- Quarry Hill Orchards
- Ohio Fruit Growers

Spend by Category

Fruit	\$1,153.00
Veggie	\$126.90
Dairy	\$0.00
Grains	\$29,458.24
Meat/ Meat Alternatives	\$0.00
Misc.	\$0.00

Top 3 Local Purchases

Breakfast
Bar

Whole Grain
Cookies

Pizza Dough

Number of Years Participating in the Bid

3



OHIO SCHOOLS COUNCIL
Saving Schools Dollars...

DISCLAIMER COPY: THIS DATA REPRESENTS ONLY LOCAL PURCHASING THROUGH THE OHIO SCHOOLS COUNCIL BID.
*DAIRY = INCLUDES CHEESE AND YOGURT. DOES NOT INCLUDE FLUID MILK.
*MISC. = INCLUDES ITEMS SUCH AS CIDER, HONEY, AND MAPLE SYRUP.

Feed Our Future

Purchasing Report & Metrics

James A. Garfield Local Schools
2021-2022 School Year



Annual Spend

\$3,165.45

Farm & Local Partners

- Dough Go's

Spend by Category

Fruit \$0.00

Veggie \$0.00

Dairy \$0.00

Grains \$3,165.45

Meat/
Meat Alternatives \$0.00

Misc. \$0.00

Top Local Purchases

Whole Grain
Cookies

Breakfast Bar

Number of Years Participating in the Bid

1



OHIO SCHOOLS COUNCIL
Saving Schools Dollars...

DISCLAIMER COPY: THIS DATA REPRESENTS ONLY LOCAL PURCHASING THROUGH THE OHIO SCHOOLS COUNCIL BID.
*DAIRY = INCLUDES CHEESE AND YOGURT. DOES NOT INCLUDE FLUID MILK.
*MISC. = INCLUDES ITEMS SUCH AS CIDER, HONEY, AND MAPLE SYRUP.

Feed Our Future

Purchasing Report & Metrics

Maple Heights City School District
2021-2022 School Year



Annual Spend

\$4,475.41

Farm & Local Partners

- Dough Go's
- Huffman Fruit Farm
- Quarry Hill Orchards
- Raymond Yoder Jr.
- Shagbark Seed Mill
- The Pizza Bagel Lady
- Ohio Fruit Growers

Spend by Category

Fruit	\$2,014.70
Veggie	\$11.15
Dairy	\$0.00
Grains	\$2,449.56
Meat/ Meat Alternatives	\$0.00
Misc.	\$0.00

Top 3 Local Purchases

Apples

Pizza
Bagels

Whole Grain
Cookies

Number of Years Participating in the Bid

3



OHIO SCHOOLS COUNCIL
Saving Schools Dollars...

DISCLAIMER COPY: THIS DATA REPRESENTS ONLY LOCAL PURCHASING THROUGH THE OHIO SCHOOLS COUNCIL BID.

*DAIRY = INCLUDES CHEESE AND YOGURT. DOES NOT INCLUDE FLUID MILK.

*MISC. = INCLUDES ITEMS SUCH AS CIDER, HONEY, AND MAPLE SYRUP.

Feed Our Future

Purchasing Report & Metrics

Midview Local Schools
2021-2022 School Year



Annual Spend

\$646.00

Farm & Local Partners

- Quarry Hill Orchards

Spend by Category

Fruit	\$646.00
Veggie	\$0.00
Dairy	\$0.00
Grains	\$0.00
Meat/ Meat Alternatives	\$0.00
Misc.	\$0.00

Top Local Purchase

Apples

Number of Years Participating in the Bid

2



OHIO SCHOOLS COUNCIL
Saving Schools Dollars...

DISCLAIMER COPY: THIS DATA REPRESENTS ONLY LOCAL PURCHASING THROUGH THE OHIO SCHOOLS COUNCIL BID.
*DAIRY = INCLUDES CHEESE AND YOGURT. DOES NOT INCLUDE FLUID MILK.
*MISC. = INCLUDES ITEMS SUCH AS CIDER, HONEY, AND MAPLE SYRUP.

Feed Our Future

Purchasing Report & Metrics

Norton City School District
2021-2022 School Year



Annual Spend

\$8,324.00

Farm & Local Partners

- Dough Go's

Spend by Category

Fruit \$0.00

Veggie \$0.00

Dairy \$0.00

Grains \$8,324.00

Meat/
Meat Alternatives \$0.00

Misc. \$0.00

Top Local Purchase

Whole Grain Cookies

Number of Years Participating in the Bid

1



OHIO SCHOOLS COUNCIL
Saving Schools Dollars...

DISCLAIMER COPY: THIS DATA REPRESENTS ONLY LOCAL PURCHASING THROUGH THE OHIO SCHOOLS COUNCIL BID.
*DAIRY = INCLUDES CHEESE AND YOGURT. DOES NOT INCLUDE FLUID MILK.
*MISC. = INCLUDES ITEMS SUCH AS CIDER, HONEY, AND MAPLE SYRUP.

Feed Our Future

Purchasing Report & Metrics

Oberlin City School District
2021-2022 School Year



Annual Spend

\$7,797.75

Farm & Local Partners

- Dillion Fruit Farm
- Dough Go's
- Great Lakes Growers
- Holmes Mouth Watering Applesauce
- Riehm Farms
- Stutzman Farms
- The Pizza Bagel Lady

Spend by Category

Fruit	\$578.00
Veggie	\$20.30
Dairy	\$0.00
Grains	\$7,199.45
Meat/ Meat Alternatives	\$0.00
Misc.	\$0.00

Top 3 Local Purchases

Whole Grain
Cookies

Breakfast
Bars

Pizza
Bagels

Number of Years Participating in the Bid

1



OHIO SCHOOLS COUNCIL
Saving Schools Dollars...

DISCLAIMER COPY: THIS DATA REPRESENTS ONLY LOCAL PURCHASING THROUGH THE OHIO SCHOOLS COUNCIL BID.
*DAIRY = INCLUDES CHEESE AND YOGURT. DOES NOT INCLUDE FLUID MILK.
*MISC. = INCLUDES ITEMS SUCH AS CIDER, HONEY, AND MAPLE SYRUP.

Feed Our Future

Purchasing Report & Metrics

Olmsted Falls City School District
2021-2022 School Year



Annual Spend

\$15,254.64

Farm & Local Partners

- Dough Go's
- Shagbark Seed Mill
- The Pizza Bagel Lady

Spend by Category

Fruit	\$0.00
Veggie	\$0.00
Dairy	\$0.00
Grains	\$15,254.64
Meat/ Meat Alternatives	\$0.00
Misc.	\$0.00

Top 3 Local Purchases

Whole Grain
Cookies

Tortilla
Chips

Cinnamon
Bagels

Number of Years Participating in the Bid

3



OHIO SCHOOLS COUNCIL
Saving Schools Dollars...

DISCLAIMER COPY: THIS DATA REPRESENTS ONLY LOCAL PURCHASING THROUGH THE OHIO SCHOOLS COUNCIL BID.
*DAIRY = INCLUDES CHEESE AND YOGURT. DOES NOT INCLUDE FLUID MILK.
*MISC. = INCLUDES ITEMS SUCH AS CIDER, HONEY, AND MAPLE SYRUP.

Feed Our Future

Purchasing Report & Metrics

Parma City School District
2021-2022 School Year



Annual Spend

\$161,100.80

Farm & Local Partners

- Basil & Maple Homestead
- Brenneman's
- Dough Go's
- Free Leafy Greens
- Great Lakes Growers
- Green City Growers
- Grobe Fruit Farm
- Holistic Acres
- Huffman Fruit Farm
- Lettuce Heads Farm
- Quarry Hill Orchards
- Raymond Yoder Jr.
- Richland Gro-Op
- Riehm Farms
- Shagbark Seed Mill
- Shared Legacy Farm
- Stutzman Farm
- The Pizza Bagel Lady
- Wayward Seed Farm
- Weaver's Truck Patch

Spend by Category

Fruit	\$53,009.42
Veggie	\$54,735.89
Dairy	\$0.00
Grains	\$52,914.39
Meat/ Meat Alternatives	\$5.32
Misc.	\$435.78

Top 3 Local Purchases

Hydroponic
Lettuce

Apples

Pizza Dough

Number of Years Participating in the Bid

3



OHIO SCHOOLS COUNCIL
Saving Schools Dollars...

DISCLAIMER COPY: THIS DATA REPRESENTS ONLY LOCAL PURCHASING THROUGH THE OHIO SCHOOLS COUNCIL BID.

*DAIRY = INCLUDES CHEESE AND YOGURT. DOES NOT INCLUDE FLUID MILK.

*MISC. = INCLUDES ITEMS SUCH AS CIDER, HONEY, AND MAPLE SYRUP.

Feed Our Future

Purchasing Report & Metrics

Perry Local School District
2021-2022 School Year



Annual Spend

\$3,148.75

Farm & Local Partners

- Free Leafy Greens
- Great Lakes Growers
- Green City Growers
- Grobe Fruit Farm
- Lettuce Heads Farm
- Ohio Fruit Growers
- Quarry Hill Orchards

Spend by Category

Fruit	\$2,257.00
Veggie	\$821.55
Dairy	\$0.00
Grains	\$0.00
Meat/ Meat Alternatives	\$0.00
Misc.	\$70.20

Top 3 Local Purchases

Apples

Hydroponic
Lettuce

Peaches

Number of Years Participating in the Bid

3



OHIO SCHOOLS COUNCIL
Saving Schools Dollars...

DISCLAIMER COPY: THIS DATA REPRESENTS ONLY LOCAL PURCHASING THROUGH THE OHIO SCHOOLS COUNCIL BID.
*DAIRY = INCLUDES CHEESE AND YOGURT. DOES NOT INCLUDE FLUID MILK.
*MISC. = INCLUDES ITEMS SUCH AS CIDER, HONEY, AND MAPLE SYRUP.

Feed Our Future

Purchasing Report & Metrics

Plain Local School District
2021-2022 School Year



Annual Spend

\$32,205.58

Farm & Local Partners

- Brenneman's
- Dillon Fruit Farm
- Dough Go's
- Free Leafy Greens
- Great Lakes Growers
- Green Field Farms
- Holistic Acres
- Huffman Fruit Farm
- Middlefield Cheese
- Ohio Fruit Growers
- Quarry Hill Orchards
- Riehm Farms
- Stutzman Farm
- Wayward Seed Farm
- Weaver's Truck Patch

Spend by Category

Fruit	\$12,817.20
Veggie	\$1,999.40
Dairy	\$19.38
Grains	\$17,150.41
Meat/ Meat Alternatives	\$207.26
Misc.	\$11.93

Top 3 Local Purchases

Apples

Whole Grain
Cookies

Pizza Dough

Number of Years Participating in the Bid

3



OHIO SCHOOLS COUNCIL
Saving Schools Dollars...

DISCLAIMER COPY: THIS DATA REPRESENTS ONLY LOCAL PURCHASING THROUGH THE OHIO SCHOOLS COUNCIL BID.

*DAIRY = INCLUDES CHEESE AND YOGURT. DOES NOT INCLUDE FLUID MILK.

*MISC. = INCLUDES ITEMS SUCH AS CIDER, HONEY, AND MAPLE SYRUP.

Feed Our Future

Purchasing Report & Metrics

Revere Local School District
2021-2022 School Year



Annual Spend

\$1,463.12

Farm & Local Partners

- Dough Go's

Spend by Category

Fruit \$0.00

Veggie \$0.00

Dairy \$0.00

Grains \$1,463.12

Meat/
Meat Alternatives \$0.00

Misc. \$0.00

Top 3 Local Purchases

Whole Grain
Cookies

Pizza Dough

Breakfast
Bar

Number of Years Participating in the Bid

1



OHIO SCHOOLS COUNCIL
Saving Schools Dollars...

DISCLAIMER COPY: THIS DATA REPRESENTS ONLY LOCAL PURCHASING THROUGH THE OHIO SCHOOLS COUNCIL BID.

*DAIRY = INCLUDES CHEESE AND YOGURT. DOES NOT INCLUDE FLUID MILK.

*MISC. = INCLUDES ITEMS SUCH AS CIDER, HONEY, AND MAPLE SYRUP.

Feed Our Future

Purchasing Report & Metrics

Solon City School District
2021-2022 School Year



Annual Spend

\$11,334.73

Farm & Local Partners

- Dough Go's
- Quarry Hill Orchards
- The Pizza Bagel Lady

Spend by Category

Fruit	\$594.00
Veggie	\$0.00
Dairy	\$0.00
Grains	\$10,740.73
Meat/ Meat Alternatives	\$0.00
Misc.	\$0.00

Top 3 Local Purchases

Whole Grain
Cookies

Pizza
Bagels

Apples

Number of Years Participating in the Bid

1



OHIO SCHOOLS COUNCIL
Saving Schools Dollars...

DISCLAIMER COPY: THIS DATA REPRESENTS ONLY LOCAL PURCHASING THROUGH THE OHIO SCHOOLS COUNCIL BID.

*DAIRY = INCLUDES CHEESE AND YOGURT. DOES NOT INCLUDE FLUID MILK.

*MISC. = INCLUDES ITEMS SUCH AS CIDER, HONEY, AND MAPLE SYRUP.

Feed Our Future

Purchasing Report & Metrics

St. Angela Merici School
2021-2022 School Year



Annual Spend

\$175.55

Farm & Local Partners

- Quarry Hill Orchards
- Riehm Farm
- Weaver's Truck Patch

Spend by Category

Fruit	\$128.90
Veggie	\$46.65
Dairy	\$0.00
Grains	\$0.00
Meat/ Meat Alternatives	\$0.00
Misc.	\$0.00

Top 3 Local Purchases

Apples

Peppers

Peaches

Number of Years Participating in the Bid

3



OHIO SCHOOLS COUNCIL
Saving Schools Dollars...

DISCLAIMER COPY: THIS DATA REPRESENTS ONLY LOCAL PURCHASING THROUGH THE OHIO SCHOOLS COUNCIL BID.
*DAIRY = INCLUDES CHEESE AND YOGURT. DOES NOT INCLUDE FLUID MILK.
*MISC. = INCLUDES ITEMS SUCH AS CIDER, HONEY, AND MAPLE SYRUP.

Feed Our Future

Purchasing Report & Metrics

Stow Monroe Falls City School District
2021-2022 School Year



Annual Spend

\$7,413.93

Farm & Local Partners

- Dough Go's
- Middlefield Cheese
- Raymond Yoder Jr.
- Shagbark Seed Mill

Spend by Category

Fruit	\$0.00
Veggie	\$12.23
Dairy	\$116.28
Grains	\$7,285.42
Meat/ Meat Alternatives	\$0.00
Misc.	\$0.00

Top 3 Local Purchases

Tortilla
Chips

Whole Grain
Cookies

Breakfast
Bar

Number of Years Participating in the Bid

1



OHIO SCHOOLS COUNCIL
Saving Schools Dollars...

DISCLAIMER COPY: THIS DATA REPRESENTS ONLY LOCAL PURCHASING THROUGH THE OHIO SCHOOLS COUNCIL BID.
*DAIRY = INCLUDES CHEESE AND YOGURT. DOES NOT INCLUDE FLUID MILK.
*MISC. = INCLUDES ITEMS SUCH AS CIDER, HONEY, AND MAPLE SYRUP.

Feed Our Future

Purchasing Report & Metrics

Tallmadge City School District
2021-2022 School Year



Annual Spend

\$9,261.17

Farm & Local Partners

- Dillion Fruit Farm
- Dough Go's
- Free Leafy Greens
- Great Lakes Growers
- Green City Growers
- Ohio Fruit Growers
- Quarry Hill Orchards
- Raymond Yoder Jr.
- Richland Gro-Op
- Shagbark Seed Mill
- Stutzman Farm
- The Pizza Bagel Lady
- Wayward Seed Farm
- Weaver's Truck Patch

Spend by Category

Fruit	\$1,722.70
Veggie	\$1,746.01
Dairy	\$0.00
Grains	\$5,792.46
Meat/ Meat Alternatives	\$0.00
Misc.	\$0.00

Top 3 Local Purchases

Whole Grain
Cookies

Apples

Hydroponic
Lettuce

Number of Years Participating in the Bid

2



OHIO SCHOOLS COUNCIL
Saving Schools Dollars...

DISCLAIMER COPY: THIS DATA REPRESENTS ONLY LOCAL PURCHASING THROUGH THE OHIO SCHOOLS COUNCIL BID.

*DAIRY = INCLUDES CHEESE AND YOGURT. DOES NOT INCLUDE FLUID MILK.

*MISC. = INCLUDES ITEMS SUCH AS CIDER, HONEY, AND MAPLE SYRUP.

Feed Our Future

Purchasing Report & Metrics

Wadsworth City School District
2021-2022 School Year



Annual Spend

\$19,309.46

Farm & Local Partners

- Dough Go's

Spend by Category

Fruit \$0.00

Veggie \$0.00

Dairy \$0.00

Grains \$19,309.46

Meat/
Meat Alternatives \$0.00

Misc. \$0.00

Top 3 Local Purchases

Pizza Dough

Whole Grain
Cookies

Breakfast
Bar

Number of Years Participating in the Bid

1



OHIO SCHOOLS COUNCIL
Saving Schools Dollars...

DISCLAIMER COPY: THIS DATA REPRESENTS ONLY LOCAL PURCHASING THROUGH THE OHIO SCHOOLS COUNCIL BID.

*DAIRY = INCLUDES CHEESE AND YOGURT. DOES NOT INCLUDE FLUID MILK.

*MISC. = INCLUDES ITEMS SUCH AS CIDER, HONEY, AND MAPLE SYRUP.

Feed Our Future

Purchasing Report & Metrics

Wellington City School District
2021-2022 School Year



Annual Spend

\$933.00

Farm & Local Partners

- Dough Go's

Spend by Category

Fruit \$0.00

Veggie \$0.00

Dairy \$0.00

Grains \$933.00

Meat/
Meat Alternatives \$0.00

Misc. \$0.00

Top Local Purchases

Whole Grain
Cookies

Breakfast Bar

Number of Years Participating in the Bid

1



OHIO SCHOOLS COUNCIL
Saving Schools Dollars...

DISCLAIMER COPY: THIS DATA REPRESENTS ONLY LOCAL PURCHASING THROUGH THE OHIO SCHOOLS COUNCIL BID.

*DAIRY = INCLUDES CHEESE AND YOGURT. DOES NOT INCLUDE FLUID MILK.

*MISC. = INCLUDES ITEMS SUCH AS CIDER, HONEY, AND MAPLE SYRUP.

Feed Our Future

Purchasing Report & Metrics

Westlake City School District
2021-2022 School Year



Annual Spend

\$6,483.63

Farm & Local Partners

- Dough Go's
- Quarry Hill Orchards

Spend by Category

Fruit	\$231.00
Veggie	\$0.00
Dairy	\$0.00
Grains	\$6,252.63
Meat/ Meat Alternatives	\$0.00
Misc.	\$0.00

Top Local Purchases

Whole Grain
Cookies

Apples

Number of Years Participating in the Bid

3



OHIO SCHOOLS COUNCIL
Saving Schools Dollars...

DISCLAIMER COPY: THIS DATA REPRESENTS ONLY LOCAL PURCHASING THROUGH THE OHIO SCHOOLS COUNCIL BID.
*DAIRY = INCLUDES CHEESE AND YOGURT. DOES NOT INCLUDE FLUID MILK.
*MISC. = INCLUDES ITEMS SUCH AS CIDER, HONEY, AND MAPLE SYRUP.

Feed Our Future

Purchasing Report & Metrics

Woodridge City School District
2021-2022 School Year



Annual Spend

\$4,820.85

Farm & Local Partners

- Dillon Fruit Farm
- Dough Go's
- Free Leafy Greens
- Great Lakes Growers
- Green City Growers
- Quarry Hill Orchards
- Raymond Yoder Jr.
- Riehm Farms
- Shagbark Seed Mill
- The Pizza Bagel Lady

Spend by Category

Fruit	\$266.00
Veggie	\$67.80
Dairy	\$0.00
Grains	\$4,487.05
Meat/ Meat Alternatives	\$0.00
Misc.	\$0.00

Top 3 Local Purchases

Whole Grain
Cookies

Pizza
Bagels

Breakfast
Bar

Number of Years Participating in the Bid

3



OHIO SCHOOLS COUNCIL
Saving Schools Dollars...

DISCLAIMER COPY: THIS DATA REPRESENTS ONLY LOCAL PURCHASING THROUGH THE OHIO SCHOOLS COUNCIL BID.
*DAIRY = INCLUDES CHEESE AND YOGURT. DOES NOT INCLUDE FLUID MILK.
*MISC. = INCLUDES ITEMS SUCH AS CIDER, HONEY, AND MAPLE SYRUP.

Feed Our Future

Southwest Ohio

Purchasing Report & Metrics



2021-2022 School Year

Feed Our Future is a cross-sector collaboration of organizations and individuals that work together to ensure that ALL children, regardless of their school district, have access to fresh, healthy, and when available local foods. A critical component to this work is making it as easy as possible for school districts to buy local foods within federal procurement policies and procedures.

In 2020, our region received funding to adopt the Feed Our Future model, which focuses on turnkey solutions, including 1) working within bidding cooperatives to increase the amount of local food purchased easily by schools, 2) narrowing the range of products to focus on what grows well in our region and what schools want to serve, and 3) marketing support.

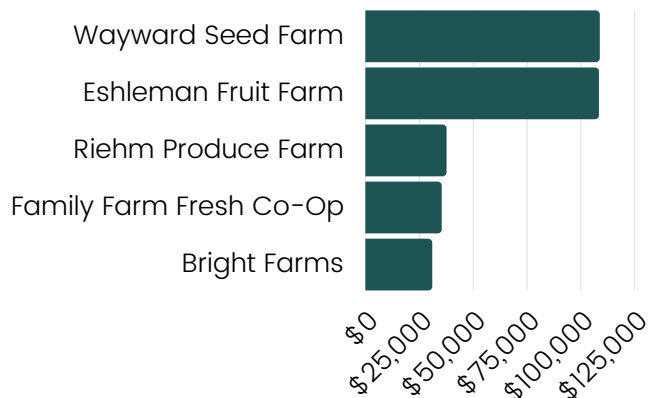
Total Spend:

\$349,536.86

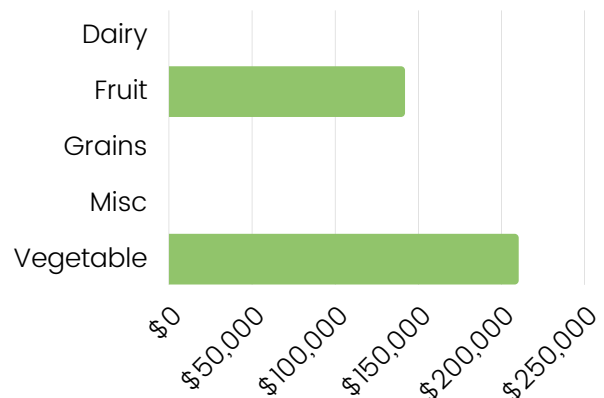
3

School Districts in SW OH
purchasing local foods and
participating in Feed Our Future

Local Food Sales by Top 5 Vendors:



Spending by Meal Component:



**Sales from Small Businesses
and Woman-Owned Farms**

31%

DISCLAIMER: THIS DATA REPRESENTS ONLY LOCAL PURCHASING THROUGH CREATION GARDENS (WHAT CHEFS WANT!). WE RECOGNIZE AND APPRECIATE LOCAL FOOD SPENDING WITH OTHER VENDORS IN ADDITION TO THIS BID.

Feed Our Future

Purchasing Report & Metrics

Cincinnati Public Schools
2021 - 2022 School Year



Annual Spend

\$336,436.21

Farm & Local Partners

- Wayward Seed Farm
- Eshleman Fruit Farm
- Riehm Produce Farm
- Family Farm Fresh Co-Op
- Bright Farms
- Bauman Orchards
- Lobenstein Farm
- Fruit Growers Marketing Assoc.
- Mount Pleasant Acres
- AppHarvest Morehead Farm
- Elmwood Stock Farm
- Fox Tail Farm
- That Guy's Family Farm
- Cornett Farm Fresh

Spend by Category

Fruit	\$129,205.47
Veggie	\$209,636.95
Dairy	\$0
Grains	\$0
Meat/ Meat Alternatives	\$0
Value Added Products	\$0

Top 3 Local Purchases

Water-
melon
Radishes

Red
Turnips

Peaches

Total Pounds Purchased

186,559

DISCLAIMER: THIS DATA REPRESENTS ONLY LOCAL PURCHASING THROUGH CREATION GARDENS (WHAT CHEFS WANT!). WE RECOGNIZE AND APPRECIATE LOCAL FOOD SPENDING WITH OTHER VENDORS IN ADDITION TO THIS BID.

Feed Our Future

Purchasing Report & Metrics

West Clermont Schools
2021 - 2022 School Year



Annual Spend

\$12,469.32

Farm & Local Partners

- Eshleman Fruit Farm
- Fruit Growers Marketing Assoc.
- Family Farm Fresh Co-Op
- Bauman Orchards
- Lobenstein Farm
- Bright Farms
- AppHarvest
- Morehead Farm
- Mount Pleasant Acres

Spend by Category

Fruit	\$11,977.67
Veggie	\$491.65
Dairy	\$0
Grains	\$0
Meat/ Meat Alternatives	\$0
Value Added Products	\$0

Top 3 Local Purchases

Ohio Variety
Apples

Red
Delicious
Apples

Gala Apples

Total Pounds Purchased

16,362

DISCLAIMER: THIS DATA REPRESENTS ONLY LOCAL PURCHASING THROUGH CREATION GARDENS (WHAT CHEFS WANT!). WE RECOGNIZE AND APPRECIATE LOCAL FOOD SPENDING WITH OTHER VENDORS IN ADDITION TO THIS BID.

Feed Our Future

Purchasing Report & Metrics

Ripley Union Lewis Huntington
2021 - 2022 School Year



Annual Spend

\$631.33

Farm & Local Partners

- Fruit Growers Marketing Association
- Eshleman Fruit Farm
- Riehm Produce Farm

Spend by Category

Fruit	\$612.33
Veggie	\$19.00
Dairy	\$0
Grains	\$0
Meat/ Meat Alternatives	\$0
Value Added Products	\$0

Top 3 Local Purchases

Red
Delicious
Apples

Golden
Delicious
Apples

Granny
Smith
Apples

Total Pounds Purchased

689

DISCLAIMER: THIS DATA REPRESENTS ONLY LOCAL PURCHASING THROUGH CREATION GARDENS (WHAT CHEFS WANT!). WE RECOGNIZE AND APPRECIATE LOCAL FOOD SPENDING WITH OTHER VENDORS IN ADDITION TO THIS BID.